



## Memorandum

**Date:** November 20, 2023  
**Project:** Five Year Pavement Maintenance Plan: 2025-2029

**To:** Mr. Josh Wheeler, P.E.  
City of Oregon City  
625 Center Street  
Oregon City, Oregon 97045

**From:** Angel Castro, EIT  
Conсор

**Reviewed By:** Andrew Giesy, PE

**Re:** PMUF Historical Results: 2008-2023

---

## Introduction

This memorandum summarizes historical results of pavement rehabilitation and preventative maintenance projects within the City of Oregon City (City) from 2008 to 2023 utilizing the City's Pavement Maintenance Utility Fee (PMUF). This document presents trends showing the City's system wide average Pavement Condition Index (PCI), total cost of pavement rehabilitation construction projects and maintenance projects, bid item unit price of asphalt concrete, and contracted roadway centerline miles receiving pavement rehabilitation treatment.

## Document Review

Conсор performed a preliminary document review of the pavement rehabilitation projects completed between 2008-2023 with a focus on cost analysis. Items reviewed include:

- Construction Contract Documents
- Bid Tabulations
- PMUF Annual Reports
- Data obtained through the City's pavement management database system (StreetSaver)

## Historical PMUF Results and Analysis 2008 to 2023

### System Wide Pavement Condition Index (PCI) From 2008 to 2023

Figure 1 below is a summary of the City's average system wide Pavement Condition Index (PCI) since 2008. The figure shows the system PCI along with the PCI without new streets that were added to the system since 2008 due to private development or City capital improvements projects.

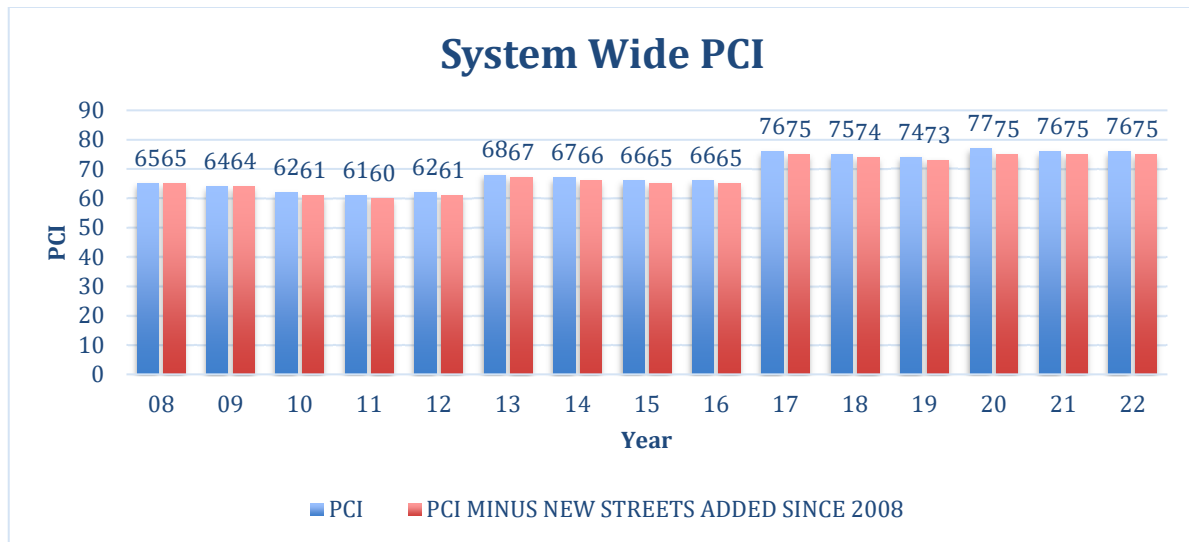


Figure 1 - System Wide PCI Per Year from 2008 to 2022

## Cost of Contracted Pavement Rehabilitation Construction From 2008 to 2023

Figure 2 below is a summary of the cost of contracted pavement rehabilitation construction per year the City has completed using outside contractors since 2008. Annual pavement rehabilitation cost are based off of bid tabs provided by the City.

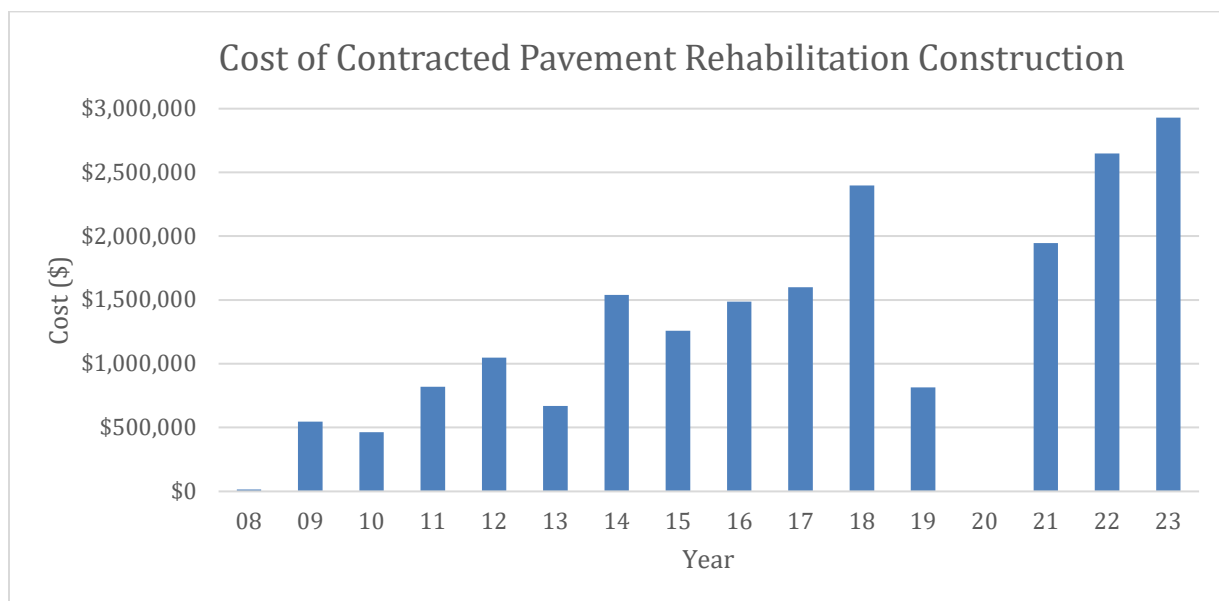


Figure 1 – Cost of Contracted Pavement Rehabilitation Construction Per Year from 2008 to 2023

## Cost of Pavement Maintenance Construction From 2008 to 2023

Figure 3 below is a summary of the pavement maintenance construction cost per year the City has completed using in-house and outside contractors since 2008. Annual pavement maintenance costs are based off of the PMUF Annual Reports and supplemental data provided by the City.

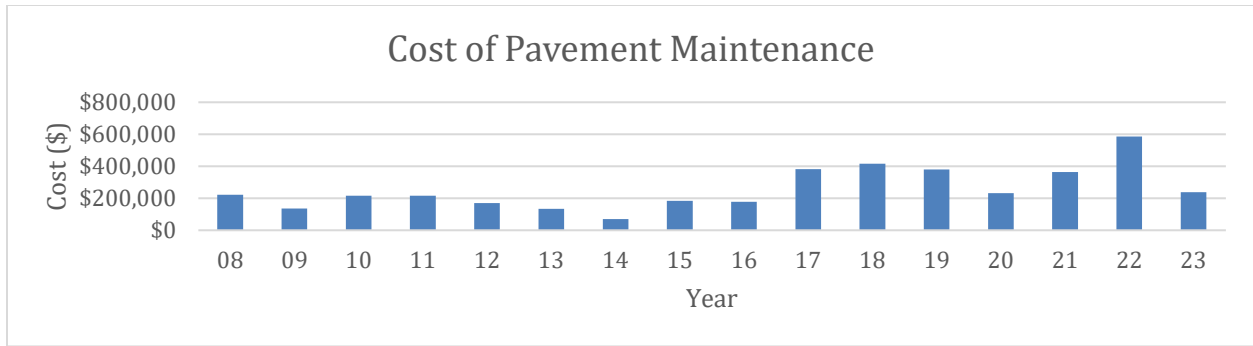


Figure 3 – Cost of Pavement Maintenance Construction Per Year from 2008 to 2023

### Bid Item Unit Price of Asphalt Concrete Pavement Received from 2008 to 2023

Figure 4 below is a summary of bid item unit prices per year for the construction asphalt concrete pavements (per ton) the City received from outside contractors since 2008.

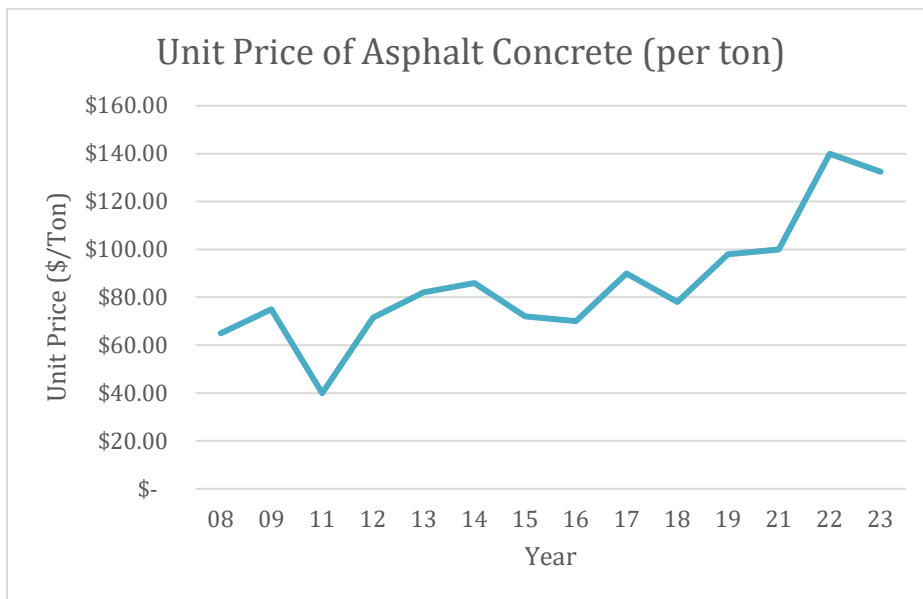


Figure 4 – Bid Item Unit Price of Asphalt Concrete Pavement Received from 2008 to 2023

### Roadway Centerline Miles of Pavement Rehabilitated Per Year

Figure 5 below is a summary of the roadway centerline miles of pavement rehabilitated per year the City has completed using in-house Public Works staff and outside contractors since 2008.

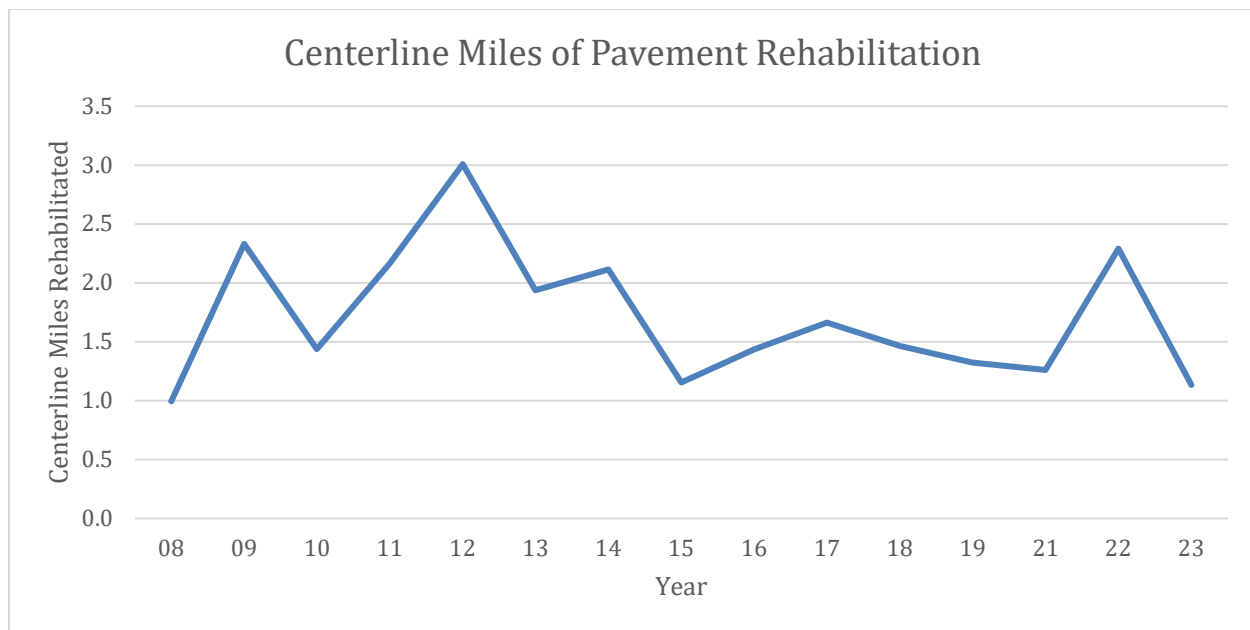


Figure 2 - Centerline Miles of Pavement Rehabilitated Per Year from 2008 to 2023

## Summary

The historical review of pavement rehabilitation PMUF projects from 2008 to 2023 indicates the following trends:

- The City's system wide Pavement Condition Index (PCI) has generally increased since 2011 once more PMUF funds have been applied over time.
- The cost of pavement rehabilitation construction has increased over time since 2008.
- The cost of pavement maintenance construction has held relatively steady since 2017.
- Asphalt concrete unit price per ton has increased from 2008 to 2023.
- The number of lane miles rehabilitated has increased from 2008 to 2012, and then decrease between 2013 to 2023 excluding 2022 which saw an increase.

ARC:ahg:gec