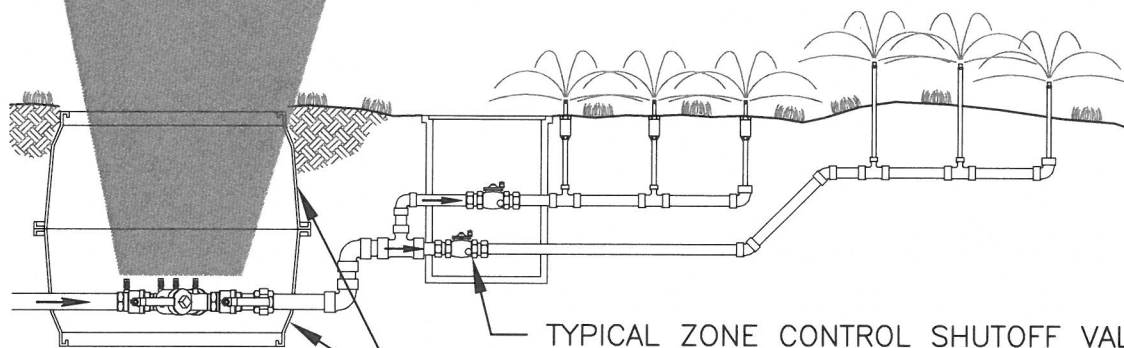
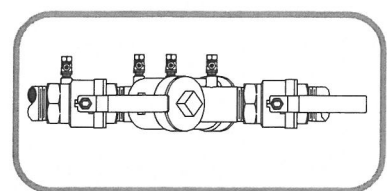


DC - DOUBLE CHECK VALVE ASSEMBLY

1. ONLY ONE DC REQUIRED TO SERVE THE ENTIRE SYSTEM. CONTROL VALVES (ON/OFF VALVES) ARE ALLOWED DOWNSTREAM OF (AFTER) THE DC.
2. DC MUST BE TESTED BY A STATE-CERTIFIED BACKFLOW ASSEMBLY TESTER WHEN INSTALLED, ANNUALLY, AND WHEN MOVED OR REPAIRED.
3. NO CHEMICALS OR FERTILIZER MAY BE INTRODUCED INTO AN IRRIGATION SYSTEM EQUIPPED WITH A DC.
4. SEE DRAWING 424 FOR INSTALLATION REQUIREMENTS.
5. PROTECT FROM FREEZING.

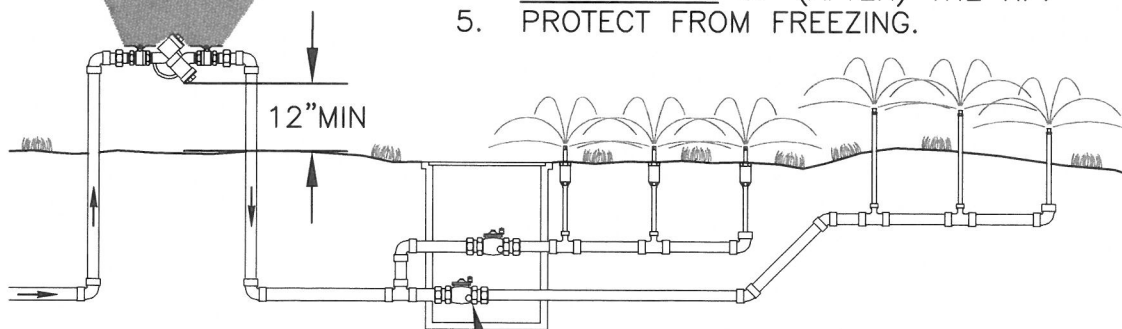
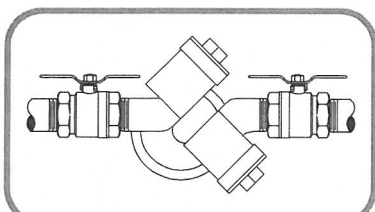


TYPICAL ZONE CONTROL SHUTOFF VALVES

USE TWO (2) VALVE BOXES TO FULLY ENCLOSE THE DC.
SEE NOTE 4.

RP - REDUCED PRESSURE PRINCIPLE BACKFLOW ASSY.

1. ONLY ONE RP REQUIRED TO SERVE THE ENTIRE SYSTEM. CONTROL VALVES (ON/OFF VALVES) ARE ALLOWED DOWNSTREAM OF (AFTER) THE RP.
2. RP MUST BE INSTALLED A MINIMUM OF ONE FOOT (12") ABOVE GROUND LEVEL.
3. RP MUST BE TESTED BY A STATE-CERTIFIED BACKFLOW ASSEMBLY TESTER WHEN INSTALLED, ANNUALLY, AND WHEN MOVED OR REPAIRED.
4. IN A RP-EQUIPPED SYSTEM, FERTILIZER AND OTHER AGRICULTURAL CHEMICALS MAY BE INTRODUCED DOWNSTREAM OF (AFTER) THE RP.
5. PROTECT FROM FREEZING.



TYPICAL ZONE CONTROL SHUTOFF VALVES



Public Works Standard Drawings

TYPICAL BACKFLOW PREVENTORS FOR
RESIDENTIAL IRRIGATION SYSTEMS

SCALE NTS

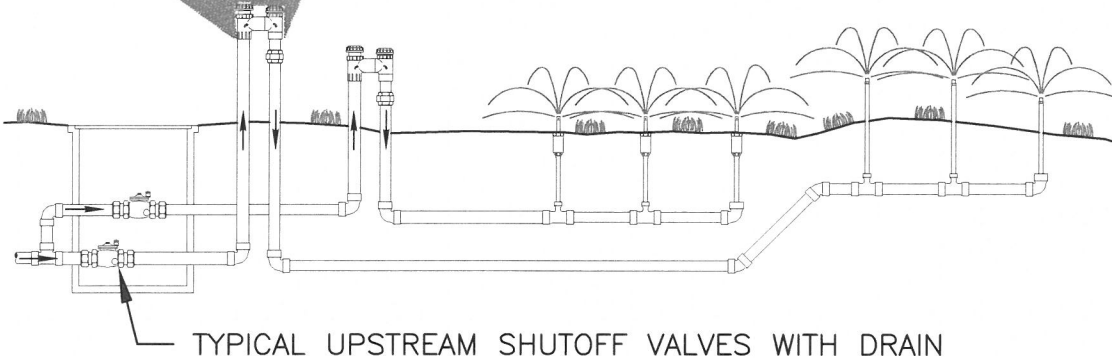
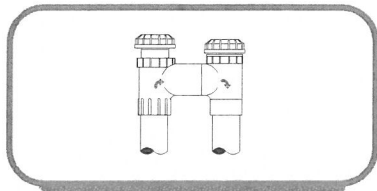
DATE JAN '23 REV.

ENGR. DW DRAWN KAE

DRAWING NO. 422

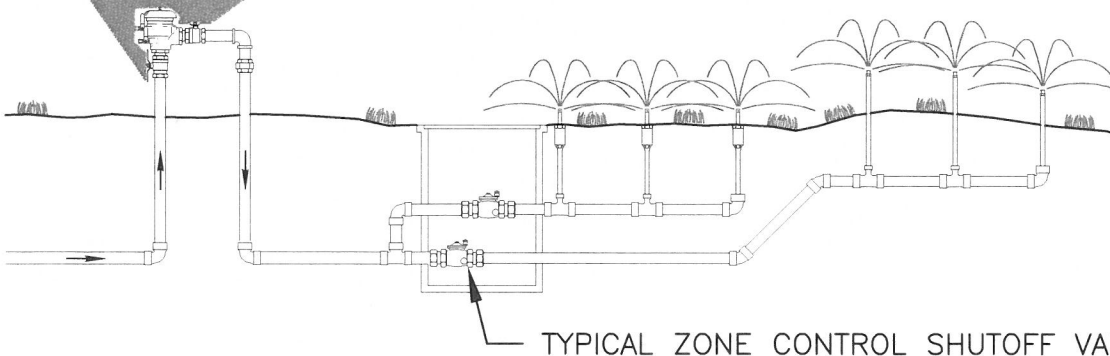
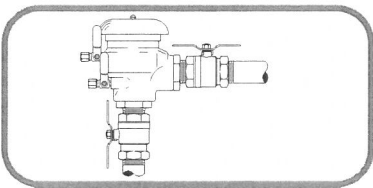
A V B - ATMOSPHERIC VACUUM BREAKER

1. ONE AVB REQUIRED FOR EACH IRRIGATION ZONE.
2. NO CONTROL VALVES (ON/OFF VALVES) ALLOWED DOWNSTREAM OF (AFTER) AN AVB.
3. EACH AVB MUST BE INSTALLED A MINIMUM OF SIX INCHES (6") ABOVE THE HIGHEST WATER OUTLET IN THE ZONE IT SERVES.
4. NO CHEMICALS OR FERTILIZER MAY BE INTRODUCED INTO AN IRRIGATION SYSTEM EQUIPPED WITH AVB'S.
5. NO PUMPS ALLOWED ON THE DOWNSTREAM SIDE OF (AFTER) AN AVB.
6. PROTECT FROM FREEZING.



P V B - PRESSURE VACUUM BREAKER ASSEMBLY

1. ONLY ONE PVB REQUIRED TO SERVE THE ENTIRE SYSTEM. CONTROL VALVES (ON/OFF VALVES) ARE ALLOWED DOWNSTREAM OF (AFTER) THE PVB.
2. PVB'S MUST BE INSTALLED A MINIMUM OF ONE FOOT (12") ABOVE THE HIGHEST WATER OUTLET.
3. PVB'S MUST BE TESTED BY A STATE-CERTIFIED BACKFLOW ASSEMBLY TESTER WHEN INSTALLED, ANNUALLY, AND WHEN MOVED OR REPAIRED.
4. NO CHEMICALS OR FERTILIZER MAY BE INTRODUCED INTO AN IRRIGATION SYSTEM EQUIPPED WITH PVB'S.
5. NO PUMPS ALLOWED ON THE DOWNSTREAM SIDE OF (AFTER) A PVB.
6. PROTECT FROM FREEZING.



Public Works Standard Drawings

AV & PV BREAKER ASSEMBLY FOR
RESIDENTIAL IRRIGATION SYSTEMS

SCALE NTS

DATE JAN '23

REV.

ENGR. DW

DRAWN KAE

DRAWING NO. 423

