

REPORT
OF THE
MUNICIPAL ACTIVITIES

FOR THE YEAR

1937



CITY OF OREGON CITY



UNDER THE COMMISSION-MANAGER GOVERNMENT
OREGON CITY, OREGON

REPORT
OF THE
MUNICIPAL ACTIVITIES

FOR THE YEAR

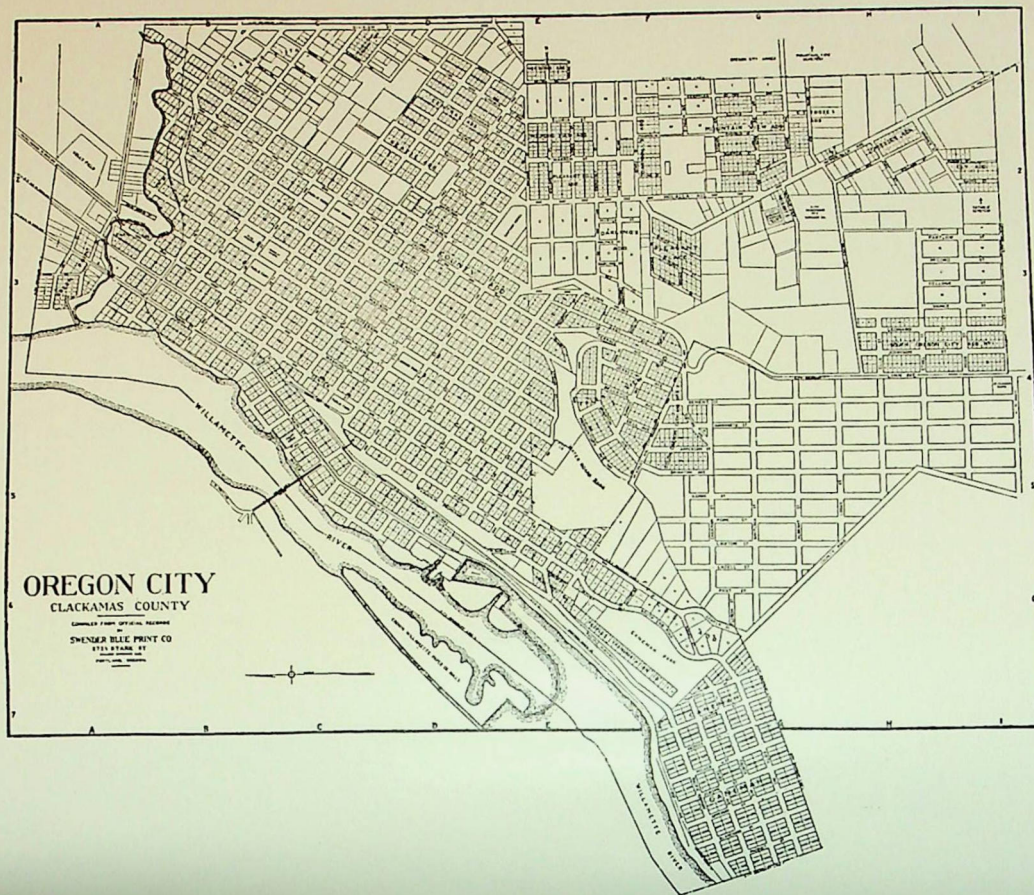
1937



CITY OF OREGON CITY



UNDER THE COMMISSION-MANAGER GOVERNMENT
OREGON CITY, OREGON



View of Oregon City from 4th street on the right to 15th street on the left.

L. O. HARDING.	
<i>Mayor</i>	
G. F. EVERHART.	W. G. H. KRUEGER.
<i>Commissioner</i>	<i>Commissioner</i>
J. L. FRANZEN.	
<i>General Manager</i>	
J. L. FRANZEN.....	<i>City Recorder</i>
HANKS, MCGEE & BODEN.....	<i>Auditor</i>
ALDEN E. MILLER.....	<i>City Attorney</i>
GEORGE SWAFFORD.....	<i>City Treasurer</i>
J. L. FRANZEN.....	<i>City Engineer</i>
C. A. BLODGETT.....	<i>Chief of Police</i>
E. L. SURFUS.....	<i>Chief of Fire Dept.</i>
F. McCAUSLAND.....	<i>Water Superintendent</i>
IDA C. SLAWSON.....	<i>Librarian</i>
DR. GRAEME H. STRICKLAND.....	<i>Health Officer</i>
W. BRANDT.....	<i>Cemetery</i>

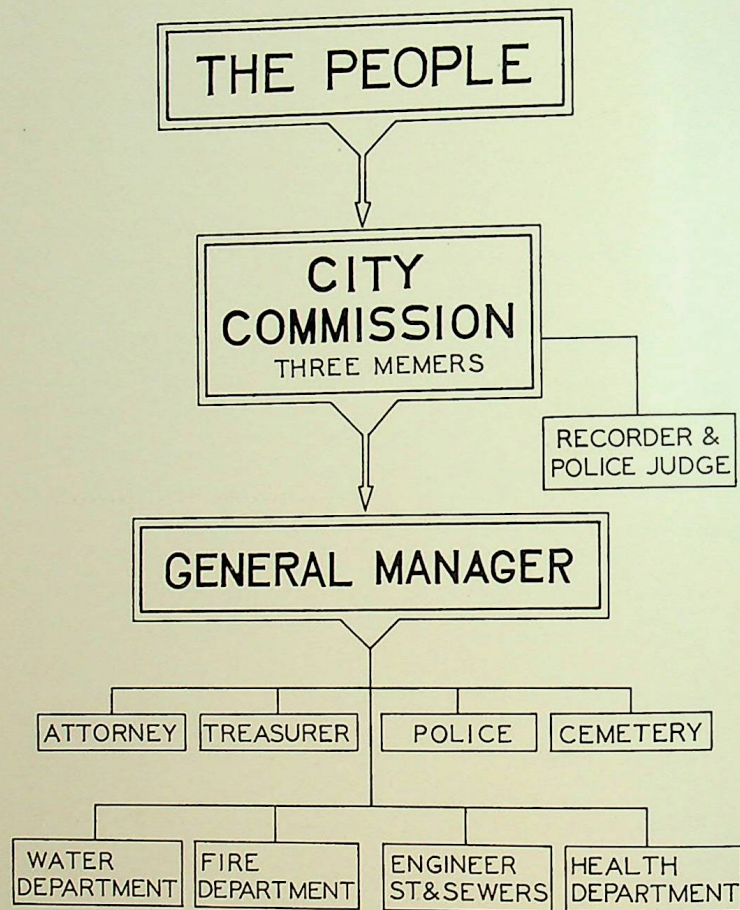
INDEX

City Attorney.....	28
City Recorder and Water Collector.....	20
City Treasurer.....	22
Cemetery, Mountain View.....	38
Engineering and Street Department.....	29-36
Fire Department.....	24-25
General	
Bonds—General, Water, and Improvement.....	10-19
Finances	8
Taxes	8-9
Health Department.....	37
Library	27
Police Department.....	23
Water Department.....	26

AUDITOR'S REPORT

Letter and Comments.....	40-41
Certificate	41
Comparative Consolidated Balance Sheet	
All Funds—December 31, 1937.....	42
Comparative Balance Sheet, December 31, 1937	
Current Fund.....	43
Cemetery	44
Water Fund.....	45
Trust and Sinking Fund.....	46
Improvement Fund	47
Comparative Statement of Operations	
Year Ended December 31, 1937	
General Fund.....	48
Cemetery Fund	49
Water Fund	50
Trust and Sinking Fund.....	51
Improvement Fund	51
Statement of Cash Receipts and Disbursements	
Year Ended December 31, 1937	
Current Fund.....	52
Cemetery Fund	53
Water Fund	54
Trust and Sinking Fund.....	54
Improvement Fund	55
Budget Statement	
Year Ended December 31, 1937.....	56-60
Schedule of Investments—Several Funds	
December 31, 1937.....	61
Bonded Indebtedness	
December 31, 1937	62

ORGANIZATION CHART OREGON CITY



Oregon City, Oregon
February 1st, 1937

To the Honorable City Commission,
Oregon City, Oregon.

Gentlemen:

December 31st, 1937 completed the fourteenth fiscal year of the Commission-Manager form of government for Oregon City, and I have the honor of presenting herewith the thirteenth annual report of municipal activities.

Expenditures have been within the budget. Our debt reduction program is ahead of schedule. A number of W. P. A. projects have been operating throughout the year, and plans for eight more have been prepared for this coming year.

All of which is set out in detail in the pages of the following report.

Respectfully yours,

J. L. FRANZEN,

General Manager.

GENERAL

With the conclusion of the year 1937 Oregon City completes its fourteenth year under the Commission-Manager Government and this is the thirteenth annual report to be submitted.

In the transaction of the city's business and such other matters that come before it, the Commission held twelve regular and eight special meetings during the year.

FINANCES

The condition of the city's finances at the end of the year is briefly outlined as follows:

Although the budget was called upon to take care of several heavy emergencies, the expenditures for general operation and debt service were within the estimated budget. There was no warrant indebtedness. The bond retirement program was ahead of schedule, bonds having been retired in the amount of \$49,500.00. There was in the hands of the Treasurer, in all funds \$86,423.06 in cash, and securities amounting to \$25,000.00.

The following comparative table indicates the amount over or under the estimated budget collections:

	1937	1936	1935
Licenses and Fines.....	*\$1,914.56	*\$1,280.01	*\$2,347.93
Road Tax (from county)...	† 3,320.98	* 766.47	* 638.85
General Tax.....	† 2,681.90	† 3,960.79	* 6,313.31
Total for Budget.....	†\$4,088.32	†\$1,914.31	*\$9,300.09
Special Road Tax.....	* 3,564.10	* 1,250.56	
Total.....	†\$ 524.22	†\$ 663.75	*\$9,300.09

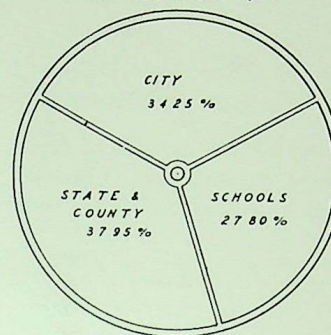
NOTE:—Uncollected*
Over-Estimate†

TAXES

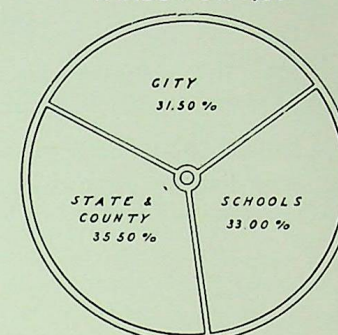
Your 1937 Tax Dollar

The cut below shows graphically how the 1937 tax dollar was divided, which indicates that of every dollar paid for taxes in Oregon City, the State and County receives 37.95 cents, the School receives 27.8 cents and the City 34.25 cents.

TAXES FOR 1937



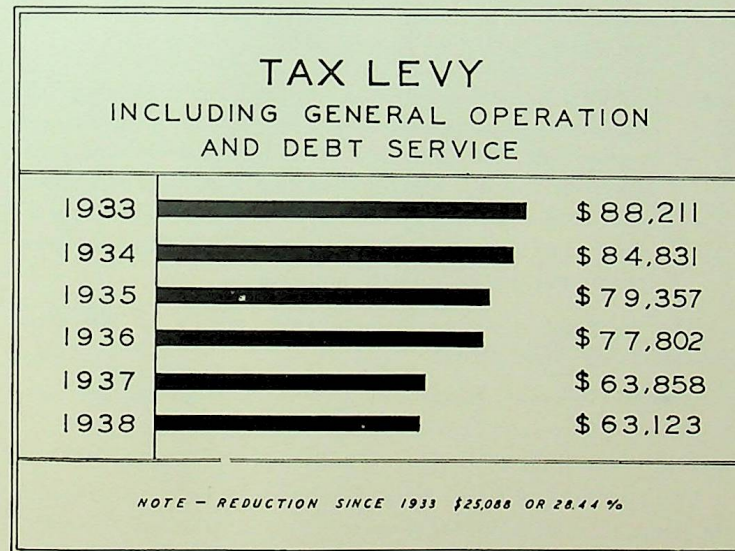
TAXES FOR 1938



The comparative table below indicates the division of the tax dollar for the past three years and the current year:

	1938	1937	1936	1935
State and County.....	35.50	37.95	39.22	38.06
School	33.00	27.80	24.12	26.05
Oregon City.....	31.50	34.25	36.66	35.89
	100.00	100.00	100.00	100.00

The graph below indicates the tax levy for the years 1933 to 1938 inclusive, showing a reduction in the levies during that period of \$25,088.00 or 28.44%. The levies include the amounts necessary for the general operation of the departments of the government and the payment of principal and interest on the general obligation bonds.



BONDS

The City's obligations are classified as follows:—(1) General Obligation Bonds, (2) Water Bonds, (3) Improvement Bonds.

General Obligation Bonds were issued for the purpose of funding, refunding, purchase of fire equipment, construction of Municipal Elevator, and buildings. These bonds are retired by tax levy only.

Water Bonds were issued to pay for the construction of a water supply system and are retired by revenues from the water department.

Improvement Bonds were issued to pay for the construction of sewers and improvement of streets, and are retired from assessments on the property benefited by the improvement.

Prior to 1924 bonds were issued with three methods of retirement:

FIRST METHOD: Twenty year bonds with no provision for retirement other than to pay them off as the whole issue came due or refund them. All bonds issued under this method have been retired.

SECOND METHOD: Serial Bonds, which require a certain definite amount to be retired each year.

THIRD METHOD: Optional Bonds which contain a provision whereby the city may, at its option retire any amount at any interest paying date. At the present time all remaining bond issues are serial bonds, which means that a definite amount of each issue must be retired each year and therefore sets the date when the city will be out of debt. (Provided there are no new issues in the meantime.)

The following are the final retirement dates for the city's obligation as classified above:

General Obligation Bonds.....	July 1st, 1943
Water Bonds.....	April 1st, 1945
Improvement Bonds.....	October 1st, 1945

The General Obligation Bond debt has now been reduced from eight issues totaling \$454,000.00 to one of \$57,500.00 by the retirement of the remainder of the City Hall and Municipal Building

Bonds. The General Obligation debt has been reduced by \$18,000.00 as follows:

City Hall.....	\$3,500.00
Municipal Building.....	7,000.00
Refunding	7,500.00
	<hr/>
	\$18,000.00

(See pages 12 and 13 for complete retirement.)

Originally the Water Bonds consisted of two issues. One for \$40,000—20 years—5% funding retired in 1932, the other an issue of \$375,000 for the purpose of paying for the construction of a supply line to bring water from the mountain streams. One-third interest in the supply line being purchased by the City of West Linn, this amount being paid by their Water Bonds. During the year \$15,500 of the Water Bond has been retired.

(See pages 14 and 15 for amounts for complete retirement.)

During the past twelve years Improvement Bonds have been issued and retired. In 1935 it became necessary to refund issues totaling \$191,000. By the retirement of \$16,000 of bonds during the year this issue has been reduced to \$159,500.

(See pages 16 and 17 for the table and curve indicating the rate of retirement of this issue.)

On page 18 will be found a table showing all of the bond issues; the amount of principal and interest and the total outstanding bonded debt amounting to \$389,000 which amount has been reduced from \$960,316.07 in 1927 as shown by the curve on page 19.

RETIREMENT OF GENERAL OBLIGATION BONDS

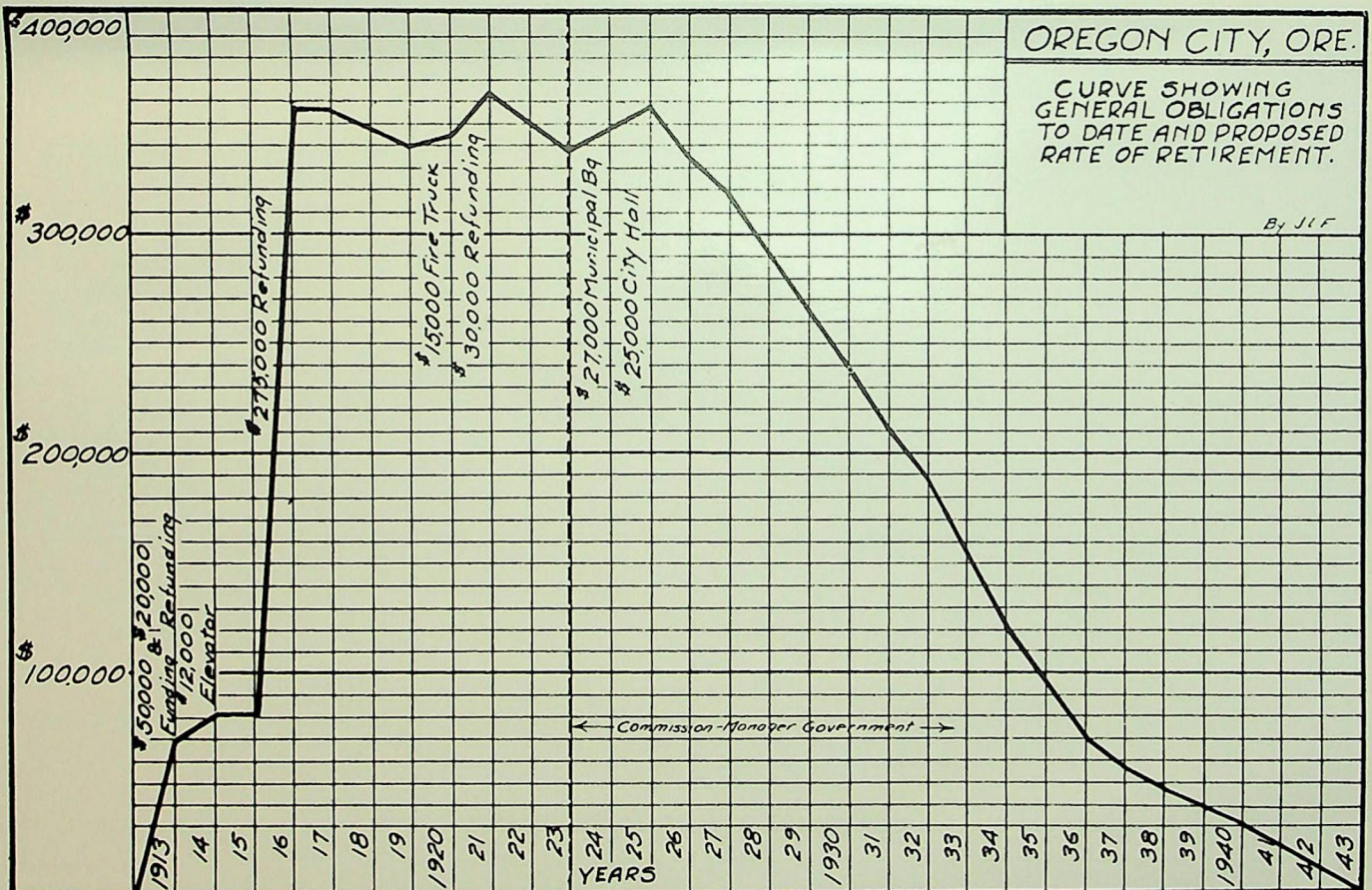
PRINCIPAL

	Rate	Original Issue	Outstanding 12-31-37	Date Due	1938	1939	1940	1941	1942	1943
Refunding	5%	\$65,000	\$57,500	July	\$ 8,500	\$ 8,500	\$ 9,500	\$ 9,500	\$10,500	\$11,000

INTEREST

			Date Due J&J	1938	1939	1940	1941	1942	1943
Refunding		\$ 2,875	\$ 2,450	\$ 2,025	\$ 1,550	\$ 1,075	\$ 550
Total		\$11,375	\$10,950	\$11,525	\$11,050	\$11,575	\$11,550

[12]

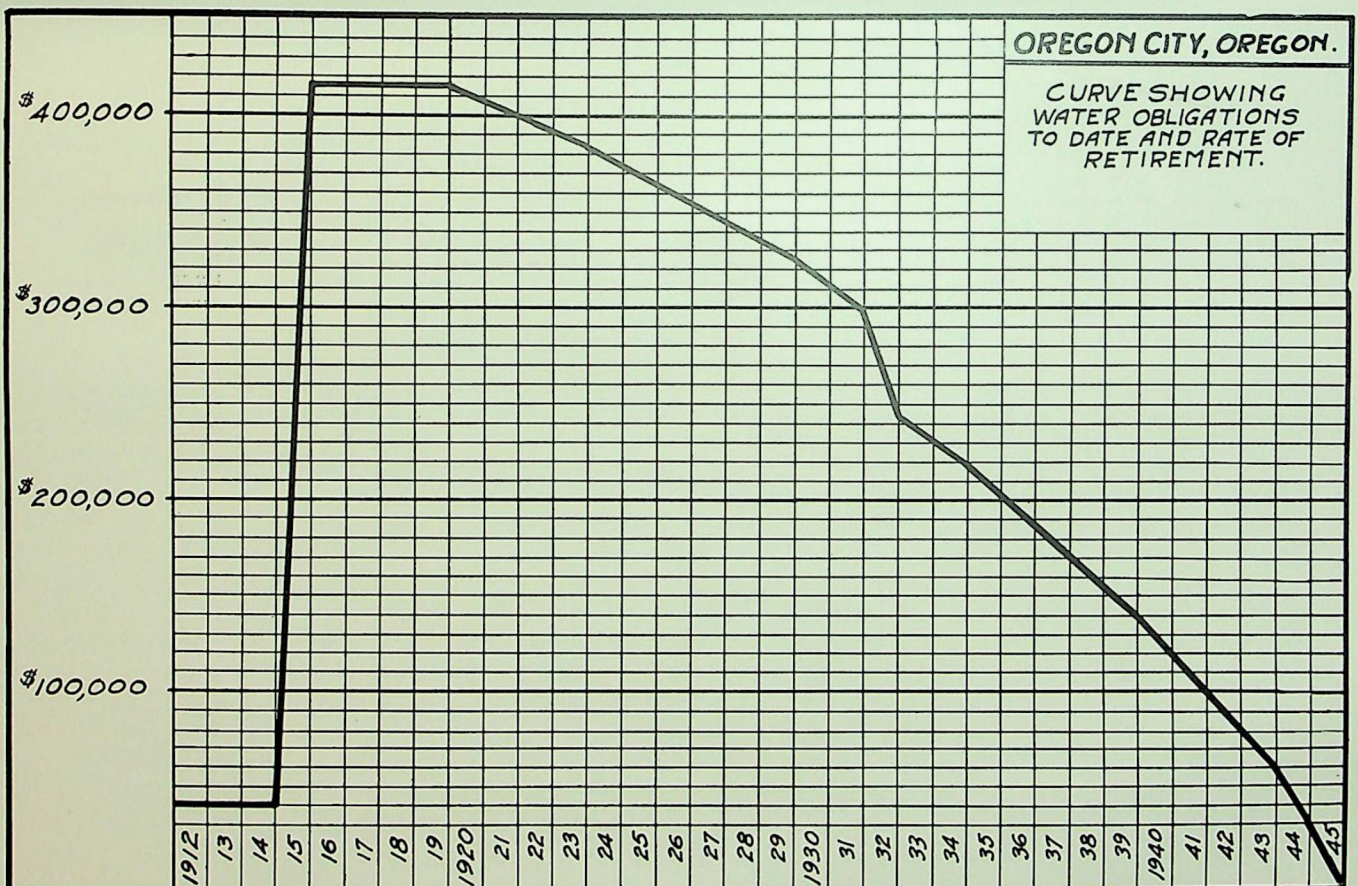


RETIREMENT OF WATER BONDS

	Rate	Original Issue	Out- standing 12-31-37
Water Bonds.....	5%	\$375,000	\$172,000

	PRINCIPAL							
Date Due April	1938	1939	1940	1941	1942	1943	1944	1945
	\$16,000	\$16,000	\$20,000	\$20,000	\$20,000	\$20,000	\$30,000	\$30,000

	INTEREST							
Date Due A & O	1938	1939	1940	1941	1942	1943	1944	1945
	\$ 8,600	\$ 7,800	\$ 7,000	\$ 6,000	\$ 5,000	\$ 4,000	\$ 3,000	\$ 1,500
Total	\$24,600	\$23,800	\$27,000	\$26,000	\$25,000	\$24,000	\$33,000	\$31,500

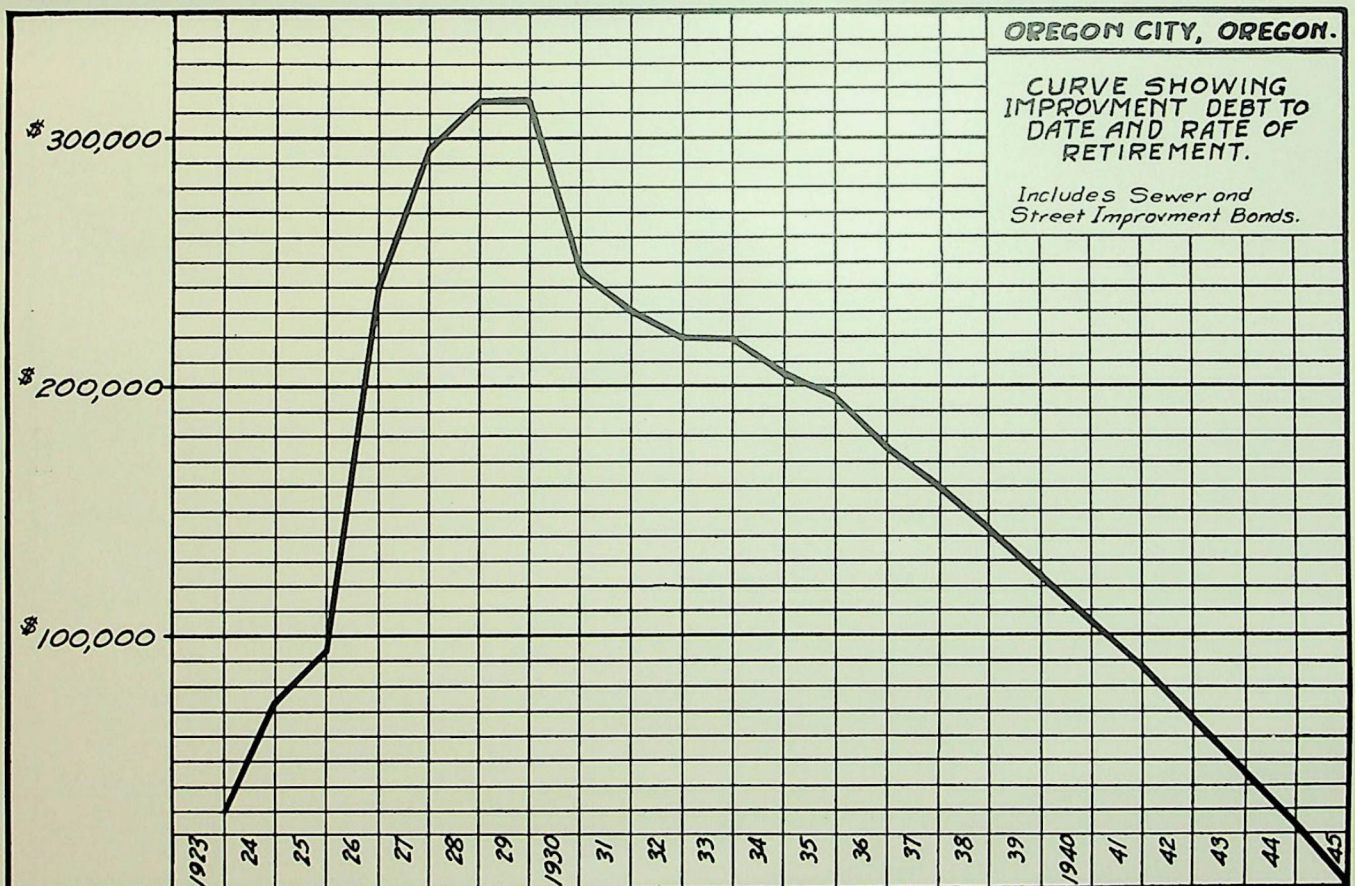


RETIREMENT OF IMPROVEMENT BONDS

Rate	Original Issue	Out-standing 12-31-37
2.75%	\$105,000	\$ 88,500
3.00%	39,500	24,500
2.75%	46,500	46,500
Total	\$191,000	\$159,500

	PRINCIPAL							
Date due	1938	1939	1940	1941	1942	1943	1944	1945
August 1.....	\$ 9,000	\$ 9,500	\$10,000	\$11,000	\$11,500	\$12,000	\$12,500	\$13,000
October 1.....	8,000	8,000	8,500
October 1.....	8,500	9,000	9,500	9,500	10,000
Total.....	\$17,000	\$17,500	\$18,500	\$19,500	\$20,500	\$21,500	\$22,000	\$23,000

	INTEREST							
Date due	1938	1939	1940	1941	1942	1943	1944	1945
A & F.....	\$ 2,433.75	\$ 2,186.25	\$ 1,925.00	\$ 1,650.00	\$ 1,347.50	\$ 1,031.25	\$ 701.25	\$ 357.50
O & A.....	2,013.75	1,773.75	1,533.75	1,278.75	1,045.00	797.50	536.25	275.00
Total.....	\$ 4,447.50	\$ 3,960.00	\$ 3,458.75	\$ 2,928.75	\$ 2,392.50	\$ 1,828.75	\$ 1,237.50	\$ 632.50
Grand total.....	\$21,447.50	\$21,460.00	\$21,958.75	\$22,428.75	\$22,892.50	\$23,328.75	\$23,237.50	\$23,632.50

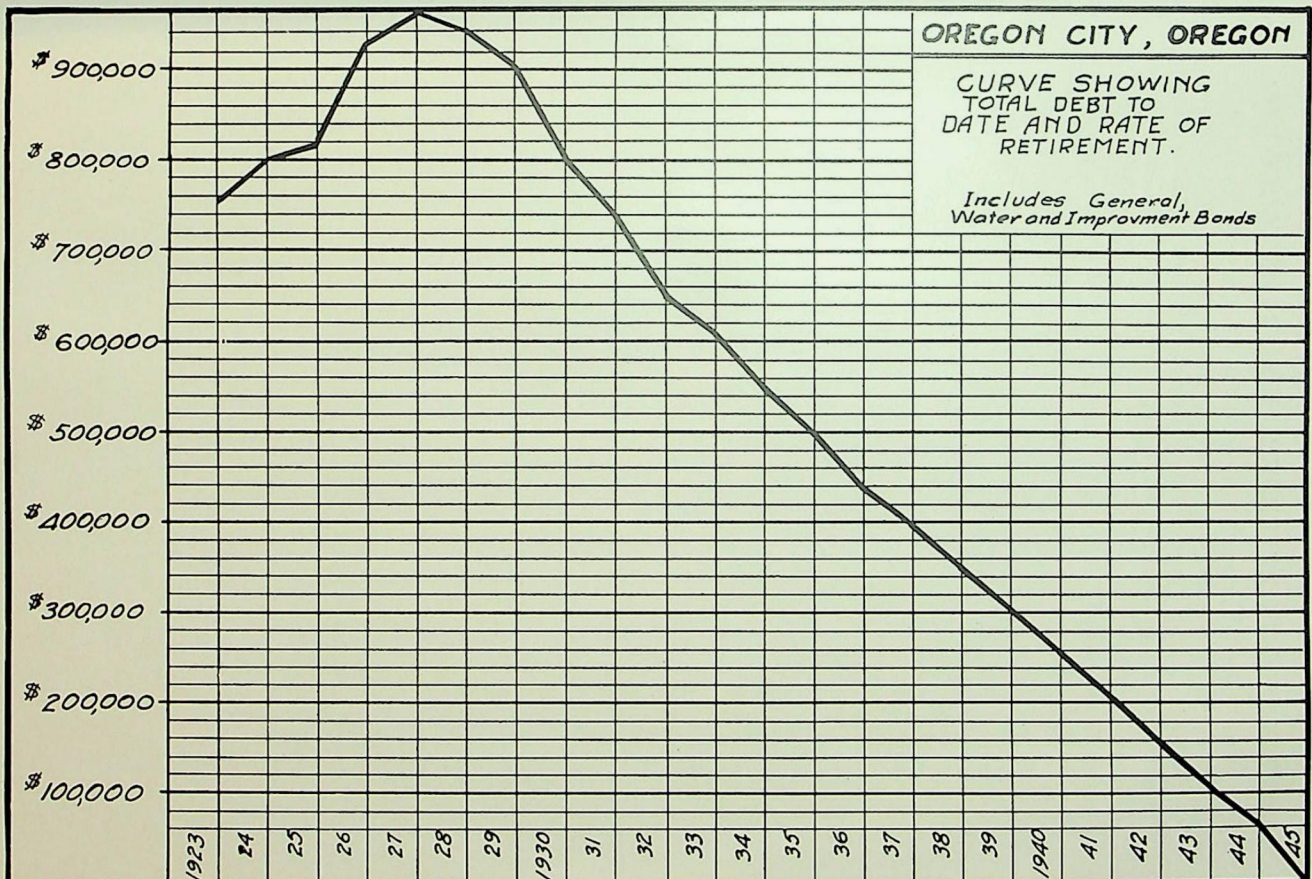


RETIREMENT OF TOTAL BOND INDEBTEDNESS

KIND OF BOND	Rate	Original Issue	Out-standing 12-31-37
Gen. Oblig.	5.00%	\$ 65,000	\$ 57,500
Water Bonds	5.00%	375,000	172,000
Imp. Bonds	2.75%	105,000	88,500
Imp. Bonds	3.00%	39,500	24,500
Imp. Bonds	2.75%	46,500	46,500
Total		\$631,000	\$389,000

	1938	1939	1940	1941	1942	1943	1944	1945
Date due								
July.....	\$ 8,500	\$ 8,500	\$ 9,500	\$ 9,500	\$10,500	\$11,000
April.....	16,000	16,000	20,000	20,000	20,000	20,000	\$30,000	\$30,000
August.....	9,000	9,500	10,000	11,000	11,500	12,000	12,500	13,000
October.....	8,000	8,000	8,500
October.....	8,500	9,000	9,500	9,500	10,500
Total.....	\$41,500	\$42,000	\$48,000	\$49,000	\$51,000	\$52,500	\$52,000	\$53,000

	1938	1939	1940	1941	1942	1943	1944	1945
Date due								
Gen. Oblig. J&J	\$ 2,875.00	\$ 2,450.00	\$ 2,025.00	\$ 1,550.00	\$ 1,075.00	\$ 550.00
Water Bonds A&O	8,600.00	7,800.00	7,000.00	6,000.00	5,000.00	4,000.00	\$ 3,000.00	\$ 1,500.00
Imp. Bonds A&F	2,433.75	2,186.25	1,925.00	1,650.00	1,347.50	1,031.25	701.25	357.50
Imp. Bonds A&O	735.00	495.00	255.00
Imp. Bonds A&O	1,278.75	1,278.75	1,278.75	1,278.75	1,045.00	797.50	536.25	275.00
Total.....	\$15,922.50	\$14,210.00	\$12,483.75	\$10,478.75	\$ 8,467.50	\$ 6,378.75	\$ 4,237.50	\$ 2,132.50
Grand Total ..	\$57,422.50	\$56,210.00	\$60,483.75	\$59,478.75	\$59,467.50	\$58,878.75	\$56,237.50	\$55,132.50



OFFICE OF CITY RECORDER AND WATER COLLECTOR

The Charter of Oregon City provides that all money due the city shall be collected by the City Recorder. All money collected by this office is placed in five funds, namely: Current Fund, Cemetery Fund, Trust & Sinking Fund, Improvement Fund and Water Fund. A comparative statement is given below:

	1937	1936	1935
CURRENT FUND:			
Licenses and Fees	\$3,469.86	\$4,146.48	\$4,450.07
Fines and Bail	596.00	634.00	442.00
Beer License Fees	185.00	120.00	
Gasoline—Water Dept	109.01	88.71	113.54
Gasoline—Cemetery	39.74	178.86	
Library Fees	465.48	434.97	416.24
Kelly Field Rent	205.44	582.71	39.00
Fire Dept. Calls			25.00
First Aid Car		55.00	
Boxing Commission	125.00	200.00	
Rent of City Hall	9.00		34.00
Garage Rent	108.00	129.00	113.00
State Liquor Fund	822.58	809.51	118.22
Oregon City Cannery			56.15
Building Permits	12.50	10.00	35.00
Gasoline—School Dist	79.36		
Gasoline—Territorial Days	6.48		
Insurance Refund	57.94	13.20	17.40
Refund League Expense	35.23		
Supplies Sold	14.21		
Police Emblems		23.10	
Oregon City Roundup			57.00
Repair Singer Hill Fence	46.25		
Repair Fire Hydrant	20.00		
Siren Sold	10.00		
Addressograph Machine	25.00		
Store Rent	525.00	51.00	
Rent of Truck	9.00		
Refund State Gas Tax	421.80		
Maps Sold40		
Sale of Safe	50.00		
Use of Compressor	11.65		
Lumber—Water Dept	71.75		
Police Extra Labor	21.00		
Cement Sacks Returned	26.20		
Mattress Sold	2.50		
Received from Osmund & Co	6.94		
School Dist. No. 62—WPA Job No. 1497	183.07		
Refund—Trucson Steel	17.00		
Sundries	26.38	88.44	25.24
Total	\$7,814.77	\$7,564.98	\$5,941.86

CEMETERY FUND:	1937	1936	1935
Lots Sold	\$ 4,150.00	\$ 4,290.00	\$ 4,189.00
Labor	1,565.50	1,361.00	1,531.00
Grave Care	352.00	420.40	260.50
Foundations	243.50	301.10	106.00
Vases	61.00		
Phone Calls	1.05		
Sundries	4.10	83.00	97.00
Total	\$ 6,377.15	\$ 6,455.50	\$ 6,183.50
TRUST AND SINKING FUND:			
Interest on Deposits	\$ 44.85	\$ 75.41	\$ 82.72
Rent	450.00	873.72	758.53
Total	\$ 494.85	\$ 949.13	\$ 841.25
IMPROVEMENT FUND:			
Improvement Principal	\$13,244.11	\$21,143.86	\$14,002.09
Improvement Interest	5,242.81	8,781.66	7,015.45
Payment on Lots	153.77	610.00	625.95
Total	\$18,640.69	\$30,535.52	\$21,643.49
WATER COLLECTIONS TOTAL	\$38,144.40	\$35,626.44	\$31,868.23
Total All Funds	\$71,471.86	\$81,131.57	\$66,478.33

OFFICE OF CITY TREASURER

	1937	1936	1935
CURRENT FUND:			
Cash on hand Dec. 1....O. D.-\$	1,601.25	3,943.35	4,477.07
Receipts	4,139.75	2,440.55	3,033.07
	2,538.50	1,502.80	1,444.00
Disbursements	5,730.21	5,170.78	5,521.22
Cash on hand Dec. 31....O. D.-\$	3,191.71	6,673.58	6,965.22

CEMETERY FUND:			
Cash on hand Dec. 1.....	\$25,610.05	\$24,576.72	\$22,758.01
Receipts	548.40	622.00	495.00
	26,158.45	25,198.72	23,253.01
Disbursements	640.86	428.96	216.36
Cash on hand Dec. 31.....	\$25,517.59	\$24,769.76	\$23,036.65

TRUST AND SINKING FUND:			
Cash on hand Dec. 1.....	\$31,393.13	\$39,640.14	\$40,705.20
Receipts	1,944.72	1,442.81	2,208.31
	33,236.84	41,082.95	42,913.51
Disbursements	1,437.50	6,412.50	4,900.00
Cash on hand Dec. 31	\$31,799.34	\$34,670.45	\$38,013.51

IMPROVEMENT FUND:			
Cash on hand Dec. 1.....	\$ 5,385.01	\$ 7,162.90	\$ 3,526.01
Receipts	1,751.19	2,311.64	1,124.46
	7,136.20	9,474.54	4,650.47
Disbursements	NONE	357.50	9.90
Cash on hand Dec. 31.....	\$ 7,136.20	\$ 9,117.04	\$ 4,640.57

WATER FUND:			
Cash on hand Dec. 1.....	\$23,451.23	\$16,714.22	\$12,791.58
Receipts	3,278.95	3,018.36	2,547.21
	26,730.18	19,732.58	15,338.79
Disbursements	1,568.54	1,420.43	1,209.15
Cash on hand Dec. 31.....	\$25,161.64	\$18,312.15	\$14,129.64

Total cash in all funds Dec. 31...\$86,423.06 \$80,195.82 \$72,855.15

THE FUNDS OF THE CITY ARE DEPOSITED AS FOLLOWS:

Oregon City Branch U. S. National Bank.....	\$38,046.09
First National Bank, Oregon City.....	48,376.97
Total	\$86,423.06

Securities in the Hands of the Treasurer as of Dec. 31, 1937:

West Linn Water Bonds Held as Collateral (12@ \$1,000).....	\$12,000.00
Oregon City Refunding Imp. Bonds (Cemetery Fund).....	13,000.00
Total	\$25,000.00

POLICE DEPARTMENT

The following is a comparative table of the general operations of the Police Department for the past three years.

	1937	1936	1935
Intoxication	112	136	108
Driving while intoxicated.....	8	8	5
Vagrancy	10	10	15
Assault	3	1	5
Burglary	3	8	4
Larceny, grand.....		4	4
Larceny, petty.....	15	14	22
Forgery	2		1
Disturbing the peace.....	2	1	12
After Hours.....	4	3	2
Bad Checks.....	3	1	4
Counterfeit Coins.....			1
Traffic Violations.....		2	1
Held for Investigation.....		6	16
Auto Theft.....	3	3	
Escapes		1	
Runaway	8	8	19
Shoplifting	15	11	7
Disorderly Conduct.....	3	4	
Reckless Driving.....	5	7	6
No Driver's License.....	4	14	
Morals Charge.....		1	3
States Witnesses.....			6
Insane	4	1	9
Fugitives	2	1	2
Violation Training School Parole.....			2
Violation of Parole—State Pen.....	2		
Delinquency	4		
Switching License Plates.....	1	2	2
No License Plates.....	1		
Indecent		1	
Turning in False Alarm.....			1
Begging	7	4	
Resisting		1	
Obtaining Money by False Pretense.....			5
Dog at Large.....		1	
Four in Driver's Seat.....	1		
Escape from Insane Hospital.....	2		
Assault with Intent to Rob.....	1		
Peeping Tom.....	2		
Involuntary Manslaughter.....	1		
Using Abusive Language.....	1		
Damaging Property	1		
Investigation	2		
Destroying Property	1		
Dumping Garbage.....	1		
Total Arrests	234	254	258
Transients or Sleepers.....	1417	824	527
Radio Calls.....	623	161	128
Red Light Calls.....	118	479	573

FIRE DEPARTMENT

During the year 1937 the Fire Department answered 108 calls in the city and 6 outside the city with the total loss amounting to \$4,656.75.

These calls and the amount of damage involved may be classified as follows:

CAUSE OF FIRE	Number of Fires	Damage
Electricity and Defective Wiring.....	7	\$ 74.75
Explosion, Sparks from Combustion.....	1	300.00
Friction, Sparks Occasioned by Running Machinery	3
Hot Ashes and Coals, Open Fires.....	1	75.00
Matches and Careless Smokers.....	6	3,500.00
Petroleum and Its Products.....	4	15.00
Overheated and/or Defective Flues	68	352.00
Overheated and/or Defective Stoves.....	3	15.00
Rubbish and Litter.....	2
Sparks on Roof.....	5	75.00
Spontaneous Combustion.....	1	200.00
Miscellaneous	7	50.00
Total	108	\$4,656.75

One false alarm was answered during the year.

Twenty-three fire drills were held during the year.

One call was answered where first aid treatment was given with the inhalator.

The first aid car answered fifteen calls during the year and gave two demonstrations.

Forty-three fire permits were granted.

Twenty-eight inspections were made of business houses and four hazardous places were removed.

	1937	1936	1935
Calls	108	128	96

Fire Losses in Oregon City for the Past Three Years:

	Loss	No. of calls	Loss per call	Loss per capita
1935	\$12,157.00	96	\$126.64	\$2.02
1936	2,462.00	128	19.00	.41
1937	4,656.75	108	43.12	.67
Average	6,425.25	111	62.95	1.03

FIRE DEPARTMENT



WATER DEPARTMENT

Other than the usual maintenance work the following work was completed.

29 leaks on the service lines and 18 on the main line were repaired.

19 new taps were made.

Both reservoirs were washed and refilled twice.

4 hydrants were repaired.

80 feet of pipe was replaced on Center Street.

Pipe in the following sizes and amounts was laid:


	1937	1936
¾ inch pipe.....	885 ft.	667 ft.
1½ inch pipe.....	240 ft.	530 ft.
1 inch pipe.....	250 ft.	
2 inch pipe.....	75 ft.	565 ft.
3 inch pipe.....		32 ft.
Total	1450 ft.	1794 ft.

Various repairs were made at the head works such as:

Moving pipe on main line, painting pipe, opening pipe line trail, and building rock retaining walls on line where the bank had slid out during the past year. 600 ft. of 18 inch pipe was moved to a better location and 1200 ft. of pipe painted. The garage was moved from Camp 1½ to watchman's house at South Fork and a small house was built to cover wood pipe 2 miles below intake.

Repairs were also made at the intake where high water and heavy rains caused a 200 ft. slide and undermined 100 ft. of pipe.

The fence and gates were fixed at the reservoir.



Headworks Oregon City Water Supply.

OREGON CITY LIBRARY

BOOK STATISTICS


	1937	1936	1935
Vols. at beginning of year.....	8,824	9,657	9,469
Vols. added by purchase.....	729	770	896
Vols. added by gift.....	164	59	22
Total	9,717	10,486	10,387
Books withdrawn during year.....	331	385	730
Total No. of vols. in library.....	9,386	10,101	9,657
Vols. borrowed from State Library.....	521	564	689
Vols. rebound.....	168	212	221
Periodicals by subscription.....	54	55	48
Periodicals by gift.....	10	10	17
Newspapers by subscription.....	5	5	5
Newspapers by gift.....	1	1	1

REGISTRATION

Borrowers at beginning of year.....	3,454	3,362	3,246
Adult borrowers registered during year.....	846	612	687
Juvenile borrowers registered during year..	334	230	342
Total	4,634	4,204	4,275
Cards withdrawn during year.....	1,436	956	913
Total borrowers at end of year.....	3,198	3,248	3,362
Non-resident students cards issued.....	348	459	122
Non-resident cards issued.....	59	45	48

LOAN STATISTICS

	1937			1936			1935		
	Juv.	Adult	Total	Juv.	Adult	Total	Juv.	Adult	Total
Fiction	11,263	25,009	36,272	11,779	24,591	36,370	26,061	12,511	38,572
Non-Fict. ...	2,785	9,792	12,577	3,050	10,265	13,315	9,576	2,958	12,534
Magazines ...	384	4,709	5,093	440	4,276	4,716	456	4,115	4,571
Total Circ....	14,432	39,510	53,942	15,269	39,132	54,401	39,752	15,925	55,677
Average Daily Circulation.....	1937			1936			1935		
Reference Questions.....	148			177			183		
	859			752			689		



OFFICE OF CITY ATTORNEY

As provided by the City Charter the City Attorney shall be the public prosecutor of the city; and it shall be his duty to diligently inquire into and prosecute in the municipal court all violations and infractions of the city ordinances; and he shall be the legal representative of the city in any court in which the city is a party, either in the first instance or on appeal or on a review. He shall be the legal adviser of all city officers, and it shall be his duty to prepare all proposed amendments to the charter, city ordinances, contracts, bonds or other legal papers on the request of the proper officials, in which the city is a party or interested; and he shall perform such other duties as may be prescribed by ordinance.

Eleven resolutions, four ordinances and a large number of legal opinions were prepared by this office during the year.

ENGINEERING AND STREET DEPARTMENT

In addition to the usual maintenance work necessary to maintain 30 miles of streets, 22 miles of sewers, parks and other public property, this department was employed on the construction of eight W. P. A. projects, receiving a total of \$94,771.00 of Federal funds.

The following projects were under construction during 1937:

STREETS

This project consisted of grading and rocking, the construction of a stone curb, and a six foot crushed rock sidewalk on 3,700 feet of Linn Avenue; the grading and rocking of 800 feet on Pleasant Avenue; widening and rocking 1,000 feet on Hilda Street; widening and rocking 1,200 feet on Duane Street; excavating and rocking 200 feet on Warren Street; excavating and rocking 250 feet on Lincoln Street; excavating and rocking 150 feet on Second Street. A total of 7,300 feet of streets were improved.



A portion of the Linn Avenue improvement.

IMPROVEMENT OF WATER BOARD PARK

This project consisted of the construction of roads within the park; the principal road being through the park and up to Falls View rising 210 feet in 1,800 feet of road.




Uncompleted portion of the road through Water Board Park to Falls View.

DEVELOPMENT OF WATER BOARD PARK



MUNICIPAL WAREHOUSE


This project consisted of the construction of a reinforced concrete building in three units. Unit number one is 36 x 60; unit two, 36 x 64; and unit three, 40 x 72.



The Municipal Warehouse at South First and Center Street.

SWIMMING POOL

Although the pool was not completed in 1936, it was made usable. The project for 1937 consisted of the placing of concrete sidewalks, improvement of dressing rooms, completion of chlorinating equipment, and excavation for and the placing of riprap.



The Swimming Pool at Eleventh and Madison Street.

COMPLETION OF SINGER CREEK IMPROVEMENT


During 1936 three of the five drops were completed. During 1937 the entire structure was completed.



The Singer Creek Improvement.

SINGER HILL STEPS AND UNDERPASS

This project consists of the replacement of the old wood steps with stone and concrete. The underpass is being constructed under the Singer Hill roadway located at the top of the steps.



Singer Hill stairway.

ATKINSON PARK


The Atkinson Park project consisted of clearing of the grounds, removal of rocks, construction of crushed rock walks, and the excavation for a tennis court. This project will be completed in 1938.



Development of Atkinson Park.

LIBRARY BASEMENT

This project consisted of the excavation under the Library, the extension of the foundation of the building and finishing the basement into two rooms suitable for reading rooms.



Library basement.

During the year surveys, plans and estimates were made for seven projects, and applications were submitted for federal funds amounting to \$125,507.00.

The following projects are the 1938 program of W. P. A. projects: ..

Four sets of stone steps and two stone culverts in Canemah	\$ 13,752.00
7,500 feet of alleys.....	13,745.00
Development of McLoughlin Promenade.....	16,513.00
Construction of Twelfth Street Foot Bridge including two sets of stone steps.....	6,084.00
Falls View Road.....	14,527.00
Redressing of nine miles of macadam streets requiring 1700 cubic yards of crushed rock.....	47,404.00
Linn Avenue Sewer consisting of the construction of 6,130 feet of sewer.....	13,482.00
Total	\$125,507.00

HEALTH DEPARTMENT

Following is a report of the activities of the health department during the year.

Gave Diphtheria inoculations to 16 students at Mt. Pleasant and 17 students at Barclay.

Vaccinated 31 students at Mt. Pleasant, 35 students at Barclay, 54 at Eastham, and 15 at Junior High.

Placed two families under quarantine for contagious disease, and lifted the quarantine for one case of scarlet fever.

Dressed five vaccinations for Barclay students.

X-rayed five students who had positive tuberculin tests.

Nine complaints regarding sanitation were investigated.

One complaint due to a dog bite was investigated.

Twenty-nine health certificates were issued to food handlers.

Fifty-three permits were issued to students to return to school.

Seventy-one children were examined who had symptoms of contagious diseases.

Two pre-school examinations were made.

MILK INSPECTION

As provided by ordinance all cows in the dairy herds in Oregon City Milk Shed were tested for Bang's disease and tuberculosis, and any reactors disposed of.

Regular inspections of the dairies by the milk inspector have been made at least once every thirty days. Samples of the milk from each dairy have been government tested throughout the year, the bacteria count being well below the allowable limit.

CEMETERY

In addition to the necessary work of maintaining the Cemetery, additional improvements have been made.


15,042 shrubs and plants were set out in the Cemetery.

One acre of new lawn was planted.

350 feet of 12 foot roadway was reconstructed.

170 feet of 4 inch sewer tile was laid and a septic tank constructed.

A 10 x 20 greenhouse was constructed for the propagation of plants, and other minor improvements were made about the Cemetery.



Entrance to Mt. View Cemetery.

CITY OF OREGON CITY, OREGON

REPORT OF AUDIT

YEAR ENDED

DECEMBER 31, 1937

BY

HANKS, MCGEE AND BODEN

718 CORBETT BUILDING

PORTLAND, OREGON

HANKS, McGEE AND BODEN
PUBLIC ACCOUNTANTS AND AUDITORS
718 CORBETT BUILDING
PORTLAND, OREGON

January 25, 1938

To the Honorable Commissioners,
City of Oregon City, Oregon.

Gentlemen:

Under our Plan of Monthly Audit and Control of Accounting, we have completed the Audit of the Accounts of the City of Oregon City, for the Year Ended December 31, 1937, and are pleased to herewith present our Annual Report. This consists of Comparative Consolidated Balance Sheet as at December 31, 1937, Balance Sheets of each Fund as at that date, Statements of Cash Receipts and Disbursements, and Operating Statements of the Funds, for the Year Ended December 31, 1937, and such supporting Schedules as are set forth in the Index.

We reconciled the Cash on Hand, with the Bank Statements each month and at the close of the Year and found same correct. Investments in the various Sinking Funds were verified at the close of the Year, and found deposited in the Safety Deposit Box of the Oregon City Branch of the First National Bank of Portland.

There was Cash on Hand in the various Funds, on December 31, 1937, the total amount of \$86,588.62. This was divided among the following Funds:

Current or General Fund.....	-\$ 3,119.21
Water Fund.....	25,261.45
Improvement Fund.....	7,136.20
Trust & Sinking Fund.....	31,799.34
Cemetery—General Fund.....	20,188.90
Cemetery—Sinking Fund.....	5,321.94
Total	\$86,588.62

Following the procedure of the past few years, Interest Receivable on Assessments has not been accrued, and Depreciation of Fixed Assets and Equipment has not been charged off. Interest on Bonded Indebtedness and all known Liabilities as at December 31, 1937, have been set up on the Books.

As a result of Operations, there was a Total Gain of \$34,347.36 for the Year 1937, as shown in the different Funds.

General Fund.....	-\$ 1,476.34
Water Fund.....	16,700.78
Improvement Fund.....	751.89
Trust & Sinking Fund.....	17,644.85
Cemetery Fund.....	726.18
Total	\$34,347.36

This is reflected in the Consolidated Balance Sheet as follows:

Cash on Hand (Increased).....	\$ 6,188.18
Investments (Increased).....	12,000.00
Taxes Receivable (Decreased)	3,741.16
Accounts Receivable (Decreased).....	24.53
Interest Receivable (Decreased).....	62.50
Assessments Receivable (Decreased).....	13,397.88
Prepaid Insurance (Increased).....	428.19
Warrants Payable (Increased).....	115.48
Interest Payable (Decreased).....	572.54
Net Bonded Indebtedness (Decreased).....	32,500.00

Total\$34,347.36

The following is an explanation of the decrease in Net Bonded Indebtedness shown above:

General Obligation Bonds retired during the Year.....	\$18,000.00
Refunding Improvement Bonds retired during the Year..	16,000.00
Water Bonds retired during the Year.....	15,500.00

Total\$49,500.00

Bonds of the City of West Linn heretofore deducted from Water Bonds Payable—now transferred to Investments.....	\$12,000.00
Bonds of the City of West Linn—paid during 1937.....	5,000.00

Total of West Linn Bonds heretofore deducted from Water Bonds Payable..... 17,000.00

Net Decrease in Bonded Indebtedness.....\$32,500.00

Operations under the General Budget (Exclusive of the Special Road Fund and Kelly Field) showed Total Expenditures \$4,327.98 less than the Budget, while Total Revenues were \$4,088.32 more than the Budget Estimate.

For the opportunity of serving you and the co-operation given us during the Year, we add our sincere appreciation.

Faithfully yours,

HANKS, McGEE AND BODEN,

By J. W. Hanks,

Certified Public Accountant.

CERTIFICATE

We have Audited the Accounts of the City of Oregon City, Oregon for the Year Ended December 31, 1937, and as a result of our Audit we believe the condition of the affairs of the City is correctly shown in the accompanying Statements.

HANKS, McGEE AND BODEN,

By J. W. Hanks,

Certified Public Accountant.

CITY OF OREGON CITY, OREGON
COMPARATIVE CONSOLIDATED BALANCE SHEET

December 31, 1937

ALL FUNDS

ASSETS				LIABILITIES			
CURRENT	12-31-1937	12-31-1936	12-31-1935	CURRENT	12-31-1937	12-31-1936	12-31-1935
Cash	\$ 86,588.62	\$ 80,400.44	\$ 73,020.21	Warrants Payable	\$ 6,212.63	\$ 6,097.15	\$ 7,084.32
Investments	12,834.80	12,834.80	12,834.80	Interest Payable	5,104.85	5,677.39	6,450.32
Taxes (Less Reserve)	59,200.18	62,941.34	71,573.87	Deposits	5.00	5.00	5.00
Accounts Receivable	642.62	667.15	743.15				
Interest Receivable	239.37	301.87	4,179.67				
Assessments & Interest—							
Less Reserve	99,462.45	112,860.33	134,614.19	Total Current Liab.....	11,322.48	11,779.54	13,539.64
Supplies—Inventory	7,027.69	7,027.69	7,027.69				
W. L. Bonds	12,000.00						
Total Current Assets ...	277,995.73	277,033.62	303,993.58				
DEFERRED CHARGES				BONDED INDEBTEDNESS			
Prepaid Insurance	831.32	403.13	411.69	Outstanding Bonds	389,000.00	438,500.00	501,500.00
				Less W. L. Bonds		17,000.00	22,000.00
PROPRIETARY				Net Bonds	389,000.00	421,500.00	479,500.00
Land	65,800.00	65,800.00	65,800.00				
Buildings	77,818.66	77,818.66	77,818.66	PROPRIETARY			
Equipment	477,204.06	477,204.06	476,412.06	Surplus	504,347.03	469,999.67	436,416.09
Office F. & F.	1,375.31	1,375.31	1,375.31	Total Credits	\$904,669.51	\$903,279.21	\$929,455.73
Autos	3,644.43	3,644.43	3,644.43				
Total Proprietary	625,842.46	625,842.46	625,050.46				
Total Debits	\$904,669.51	\$903,279.21	\$929,455.73				

CITY OF OREGON CITY, OREGON
COMPARATIVE BALANCE SHEET

December 31, 1937

CURRENT FUND

ASSETS				LIABILITIES			
CURRENT	12-31-1937	12-31-1936	12-31-1935	CURRENT	12-31-1937	12-31-1936	12-31-1935
Cash	\$ -3,119.21	\$ -6,522.03	\$ -6,825.72	Warrants Payable.....	\$ 4,150.82	\$ 4,787.24	\$ 4,276.01
Taxes Receivable—General	28,037.04	24,661.08	29,730.82	Cemetery Fund.....	4,600.00	4,400.00	4,200.00
Taxes Receivable—Road...	9,626.09	18,699.13	24,382.10				
Accounts Receivable.....	228.00	252.53	328.53	Total Current Liab.....	8,750.82	9,187.24	8,476.01
Total Current Assets....	34,771.92	37,090.71	47,615.73				
DEFERRED CHARGES							
Prepaid Insurance.....	766.70	360.67	363.68				
PROPRIETARY				PROPRIETARY			
Land	65,800.00	65,800.00	65,800.00	Surplus	200,181.41	201,657.75	212,897.01
Buildings	77,099.76	77,099.76	77,099.76	Total Credits.....	\$208,932.23	\$210,844.99	\$221,373.02
Equipment	25,474.11	25,474.11	25,474.11				
Office Equipment.....	1,375.31	1,375.31	1,375.31				
Auto Equipment.....	3,644.43	3,644.43	3,644.43				
Total Fixed Assets.....	173,393.61	173,393.61	173,393.61				
Total Debits.....	\$208,932.23	\$210,844.99	\$221,373.02				

CITY OF OREGON CITY, OREGON
COMPARATIVE BALANCE SHEET

December 31, 1937

CEMETERY FUND

ASSETS				LIABILITIES			
CURRENT	12-31-1937	12-31-1936	12-31-1935	CURRENT	12-31-1937	12-31-1936	12-31-1935
Cash—General	\$ 20,188.90	\$ 19,367.82	\$ 17,624.71	Warrants Payable.....	\$ 672.54	\$ 381.97	\$ 316.01
Cash—S. F.....	5,321.94	5,321.94	5,321.94				
Investments	12,834.80	12,834.80	12,834.80				
Interest Receivable.....	89.37	89.37	97.50				
Due from General Fund...	4,600.00	4,400.00	4,200.00				
Due from T & S Fund.....	1,000.00	1,000.00	1,000.00				
Total Current Assets....	\$ 44,035.01	\$ 43,013.93	\$ 41,078.95				
DEFERRED CHARGES							
Prepaid Insurance.....	15.47	19.80	12.36				
Land			1,028.50				
PROPRIETARY							
Less Sales During Year....			1,028.50				
Net							
Buildings	718.90	718.90	718.90	PROPRIETARY			
Equipment	338.06	338.06	182.06	Surplus	44,434.90	43,708.72	41,676.26
Total Proprietary.....	1,056.96	1,056.96	900.96				
Total Debits.....	\$ 45,107.44	\$ 44,090.69	\$ 41,992.27	Total Credits.....	\$ 45,107.44	\$ 44,090.69	\$ 41,992.27

CITY OF OREGON CITY, OREGON
COMPARATIVE BALANCE SHEET

December 31, 1937

WATER FUND

ASSETS				LIABILITIES			
CURRENT	12-31-1937	12-31-1936	12-31-1935	CURRENT	12-31-1937	12-31-1936	12-31-1935
Cash—General	\$ 25,261.45	\$ 18,422.04	\$ 14,216.74	Warrants Payable.....	\$ 1,389.27	\$ 927.94	\$ 2,458.45
Accounts Receivable.....	414.62	414.62	414.62	Interest Payable.....	2,150.00	2,343.75	2,543.75
Taxes Receivable.....	572.09	907.13		Deposits	5.00	5.00	5.00
Interest Receivable.....	150.00	212.50	275.00	Total Current Liab.....	3,544.27	3,276.69	5,007.20
Inventory	7,027.69	7,027.69	7,027.69				
Investment—W L Bonds...	12,000.00						
Due from T & S Fund.....	9,000.00	9,000.00	9,000.00				
Total Current Assets....	54,425.85	35,983.98	30,934.05				
DEFERRED CHARGES				BONDED INDEBTEDNESS			
Prepaid Insurance.....	49.15	22.66	35.65	Water Bonds.....	172,000.00	187,500.00	203,500.00
				Less W L Bonds.....		17,000.00	22,000.00
				Net	172,000.00	170,500.00	181,500.00
PROPRIETARY				PROPRIETARY			
Equipment	451,391.89	451,391.89	450,755.89	Surplus	330,322.62	313,621.84	295,218.39
Total Debits.....	\$505,866.89	\$487,398.53	\$481,725.59	Total Credits.....	\$505,866.89	\$487,398.53	\$481,725.59

CITY OF OREGON CITY, OREGON

December 31, 1937

COMPARATIVE BALANCE SHEET

TRUST & SINKING FUND

ASSETS				LIABILITIES			
CURRENT	12-31-1937	12-31-1936	12-31-1935	CURRENT	12-31-1937	12-31-1936	12-31-1935
Cash	\$ 31,799.34	\$ 34,670.45	\$ 38,013.51	Interest Payable.....	\$ 1,437.50	\$ 1,662.50	\$ 2,087.50
Taxes Receivable.....	20,964.96	18,674.00	17,460.95	Due Cemetery & Water Fds	10,000.00	10,000.00	10,000.00
Total Current Assets....	52,764.30	53,344.45	55,474.46	Total Current Liab.....	11,437.50	11,662.50	12,087.50
PROPRIETARY				BONDED INDEBTEDNESS			
Deficit	16,173.20	33,818.05	58,613.04	Refunding 4-1-16.....			22,000.00
Total Debits.....	\$ 68,937.50	\$ 87,162.50	\$ 114,087.50	Municipal 12-1-24.....		7,000.00	9,000.00
				City Hall 12-1-20.....		3,500.00	6,000.00
				Refunding 7-1-33.....	57,500.00	65,000.00	65,000.00
				Total	57,500.00	75,500.00	102,000.00
				Total Credits.....	\$ 68,937.50	\$ 87,162.50	\$ 114,087.50

CITY OF OREGON CITY, OREGON

COMPARATIVE BALANCE SHEET

December 31, 1937

IMPROVEMENT FUND

ASSETS				LIABILITIES			
CURRENT	12-31-1937	12-31-1936	12-31-1935	CURRENT	12-31-1937	12-31-1936	12-31-1935
Cash—Principal	\$ 65,526.66	\$ 68,211.00	\$ 67,167.72	Warrants Payable.....	\$	\$	\$ 33.85
Cash—Interest	58,390.46	59,070.78	62,498.62	Interest Payable.....	1,517.35	1,671.14	1,819.07
Assessments Principal....	108,123.86	121,521.74	143,275.60	Total Current Liab.....	1,517.35	1,671.14	1,852.92
Assessments Interest.....			3,807.17				
Total Current Assets....	115,260.06	130,661.96	151,751.80	BONDED INDEBTEDNESS			
Less Reserve for Doubtful				Bancroft Bonds.....			5,000.00
Assessments	8,661.41	8,661.41	8,661.41	Refunding Improvement...	159,500.00	175,500.00	191,000.00
Net Current Assets.....	106,598.65	122,000.55	143,090.39	Total Bonds.....	159,500.00	175,500.00	196,000.00
Total Debits.....	\$106,598.65	\$122,000.55	\$143,090.39	PROPRIETARY			
				Surplus	54,418.70	55,170.59	54,762.53
				Total Credits.....	\$106,598.65	\$122,000.55	\$143,090.39

CITY OF OREGON CITY, OREGON
COMPARATIVE STATEMENT OF OPERATIONS
Year Ended December 31, 1937

GENERAL FUND			
OPERATING REVENUES	Year 1937	Year 1936	Year 1935
Taxes	\$71,368.45	\$50,937.90	\$80,254.44
Franchises & Licenses.....	3,647.83	4,080.48	4,410.35
Fines	596.00	634.00	442.00
Sundry	1,618.50	2,290.19	1,325.70
Total Revenue.....	<u>77,230.78</u>	<u>57,942.57</u>	<u>86,432.49</u>
OPERATING EXPENSES			
Salaries	28,227.80	26,886.65	27,649.95
Extra Labor.....	8,851.19	5,363.44	8,604.40
Supplies	5,845.60	6,724.19	6,117.29
Repairs	418.40	66.86	81.60
Auto Expense.....	3,610.73	3,184.85	3,330.68
Printing	221.97	192.90	192.95
Lights & Power.....	8,789.95	9,772.68	10,180.10
Heat	589.17	1,102.12	810.40
Telephone	374.23	366.71	373.37
Insurance—Men	1,731.91	1,755.31	1,783.22
Insurance—Bldg. & Equipment.....	868.13	637.80	726.45
Roads & Streets.....			5,903.84
General Expenses.....	18,978.04	12,928.32	8,131.09
Elections			358.45
Food for Prisoners.....			153.10
Total	<u>78,507.12</u>	<u>68,981.83</u>	<u>74,396.89</u>
Net Balance.....	<u>-1,276.34</u>	<u>-11,039.26</u>	<u>12,035.60</u>
OTHER PAYMENTS			
Cemetery Board.....	200.00	200.00	200.00
Net Credit to Surplus.....	<u>-\$ 1,476.34</u>	<u>-\$11,239.26</u>	<u>\$11,835.60</u>

CITY OF OREGON CITY, OREGON
COMPARATIVE STATEMENT OF OPERATIONS
Year Ended December 31, 1937

CEMETERY FUND			
OPERATING REVENUES	Year 1937	Year 1936	Year 1935
Sale of Land.....	\$ 4,150.00	\$ 4,215.00	\$ 4,089.00
Interest—General		349.37	150.63
Grave Digging.....	1,565.50	1,361.00	1,531.00
Grave Care.....	260.50	420.40	267.50
Sale of Supplies.....	400.10	384.10	196.00
Sundry Revenue.....			601.53
Total Revenues.....	<u>6,376.10</u>	<u>6,729.87</u>	<u>6,835.66</u>
OPERATING EXPENSES			
Salaries	3,744.00	3,480.00	3,480.00
Other Labor.....	1,353.46	632.73	380.79
Supplies	544.93	435.89	408.18
Repairs	4.53		16.00
Telephone	39.15	38.60	39.20
Insurance	78.53	102.01	108.33
Printing			3.50
Auto	85.32	208.18	48.80
Total Oper. Expenses.....	<u>5,849.92</u>	<u>4,897.41</u>	<u>4,484.80</u>
Operating Revenues.....	526.18	1,832.46	2,350.86
PERMANENT FUND REVENUES			
Budget Allowance.....	200.00	200.00	200.00
Total	<u>\$ 726.18</u>	<u>\$ 2,032.46</u>	<u>\$ 2,550.86</u>

CITY OF OREGON CITY, OREGON
COMPARATIVE STATEMENT OF OPERATIONS
Year Ended December 31, 1937

WATER FUND

OPERATING REVENUES	Year 1937	Year 1936	Year 1935
Flat Rentals.....	\$30,203.79	\$27,882.06	\$26,735.83
Meters	6,157.16	5,993.43	5,061.40
Taps	202.50	385.50	50.00
Material	133.56		
Sprinkling		3.00	16.00
Fines			5.00
S F Meters.....	1,091.07		
Auto	113.20	184.80	
Total Oper. Revenue.....	<u>37,901.28</u>	<u>34,448.79</u>	<u>31,868.23</u>
OPERATING EXPENSES			
Salaries & Labor.....	9,467.68	8,477.28	8,197.15
Supplies	2,782.99	1,653.77	2,219.49
Repairs			181.87
Auto Expenses.....	154.90	179.95	519.60
Printing	60.81	71.05	49.20
Lights	37.97	36.41	30.93
Telephone	117.90	99.06	96.45
Insurance	180.98	115.38	105.00
Freight & Cartage.....	66.75	54.61	27.44
So. Fork Board.....	3,520.87	2,150.60	2,254.57
Sundry	377.40	257.23	230.63
Interest on Bonds.....	8,968.75	8,737.50	9,162.15
Total Oper. Expenses.....	<u>25,737.00</u>	<u>21,832.84</u>	<u>23,074.48</u>
Operating Profits.....	<u>12,164.28</u>	<u>12,615.95</u>	<u>8,793.75</u>
OTHER INCOME			
Taxes	3,874.00	4,875.00	
Interest W L Bonds.....	662.50	912.50	
Total Other Income.....	<u>4,536.50</u>	<u>5,787.50</u>	
Total	<u>\$16,700.78</u>	<u>\$18,403.45</u>	<u>\$ 8,793.75</u>

CITY OF OREGON CITY, OREGON
COMPARATIVE STATEMENT OF OPERATIONS
Year Ended December 31, 1937

TRUST & SINKING FUND

OPERATING REVENUE	Year 1937	Year 1936	Year 1935
Taxes	\$20,250.00	\$39,595.86	\$20,595.23
Interest	44.85	75.41	82.72
Rent	450.00	873.72	758.53
Total Oper. Revenue.....	<u>20,744.85</u>	<u>40,544.99</u>	<u>21,436.48</u>
OPERATING EXPENSE			
Interest	3,100.00	5,750.00	5,797.92
Sundry Expense.....			298.84
Street Assessments.....		10,000.00	
Total Oper. Expense.....	<u>3,100.00</u>	<u>15,750.00</u>	<u>6,096.76</u>
Net Credit to Surplus.....	<u>\$17,644.85</u>	<u>\$24,794.99</u>	<u>\$15,339.72</u>

IMPROVEMENT FUND

OPERATING REVENUE	Year 1937	Year 1936	Year 1935
Interest on Assessments.....	\$ 5,242.81	\$ 4,974.49	\$
Premium on Bonds.....			134.66
Total Revenue.....	<u>5,242.81</u>	<u>4,974.49</u>	<u>134.66</u>
OPERATING EXPENSE			
Interest	4,408.70	5,205.82	10,045.83
Printing & Supplies.....	9.00	5.00	856.69
Labor			13.50
Sundry		51.65	175.00
Taxes	73.22	120.08	
Total Oper. Expense.....	<u>4,490.92</u>	<u>5,382.55</u>	<u>11,091.02</u>
Net	<u>\$ 751.89</u>	<u>-\$ 408.06</u>	<u>-\$10,956.36</u>

CITY OF OREGON CITY, OREGON
STATEMENT OF CASH RECEIPTS AND DISBURSEMENT
 Year Ended December 31, 1937

CURRENT FUND

	Year Ended December 31, 1937
BALANCE—	
Beginning of Period.....	\$-6,522.03
RECEIPTS	
Taxes—General	50,308.65
Taxes—Road	26,756.88
Licenses & Permits.....	3,669.86
Fines	596.00
Refund of Expenses.....	1,654.41
Library Fees.....	465.48
Rent	281.00
Liquor Commission.....	822.58
Boxing Commission.....	125.00
Kelly Field.....	200.44
Total Receipts.....	<u>84,880.30</u>
Total	78,358.27
DISBURSEMENTS	
Warrants	81,477.48
Total Disbmts.....	<u>81,477.48</u>
BALANCE—End of Period.....	-\$ 3,119.21
Treasurer	-\$ 3,191.71
Recorder	65.50
Fund II.....	7.00
	<u>-\$ 3,119.21</u>

CITY OF OREGON CITY, OREGON
STATEMENT OF CASH RECEIPTS & DISBURSEMENTS
 Year Ended December 31, 1937

CEMETERY FUND

	General	Sink. Fund
BALANCE—Beginning	<u>\$19,367.82</u>	<u>\$ 5,321.94</u>
RECEIPTS		
Sale of Lots.....	4,150.00	
Grave Digging & Labor.....	1,565.50	
Sale of Material.....	366.10	
Grave Care.....	294.50	
Refund of Expense.....	1.05	
Total Receipts.....	<u>6,377.15</u>	
Total	25,744.97	5,321.94
DISBURSEMENTS		
Warrants	<u>5,556.07</u>	
BALANCE—End of Period.....	\$20,188.90	\$ 5,321.94
Treasurer	\$25,517.59	
Recorder25	
Fund I.....	-7.00	
	<u>\$25,510.84</u>	

CITY OF OREGON CITY, OREGON
STATEMENT OF CASH RECEIPTS & DISBURSEMENTS
 Year Ended December 31, 1937
 WATER FUND

		Year Ended December 31, 1937 \$18,422.04
BALANCE—Beginning of Period.....		
RECEIPTS		
Consumers	30,203.79	
City Meters.....	6,157.16	
S F Meters.....	1,091.07	
Taps	202.50	
S F Auto.....	113.20	
W L Bonds.....	5,000.00	
W L Bonds Interest.....	725.00	
Sale of Material.....	133.56	
Refund of Expense.....	243.12	
Taxes	4,209.04	
Total Receipts.....		48,078.44
Total		66,500.48
DISBURSEMENTS		
Warrants	16,576.53	
Interest	9,162.50	
Bonds	15,500.00	
Total Disbmts.....		41,239.03
BALANCE—End of Period.....		\$25,261.45
Treasurer	\$25,161.64	
Recorder	99.81	

TRUST & SINKING FUND

BALANCE—Beginning of Period.....		\$34,670.45
RECEIPTS		
Taxes	17,959.04	
Rent	450.00	
Interest on Deposit.....	44.85	
Total Receipts.....		18,453.89
Total		53,124.34
DISBURSEMENTS		
Interest	3,325.00	
Bonds MB & CH.....	10,500.00	
Bonds Refunding 7-1-37.....	7,500.00	
Total Disbmts.....		21,325.00
BALANCE—End of Period.....		\$31,799.34
Treasurer	\$31,799.34	

CITY OF OREGON CITY, OREGON
STATEMENT OF CASH RECEIPTS & DISBURSEMENTS
 Year Ended December 31, 1937
 IMPROVEMENT FUND

			Year Ended December 31, 1937 Principal Interest \$68,211.00 -\$59,070.78
BALANCE—Beginning of Period.....			
RECEIPTS			
Assessments & Interest.....	13,244.11		5,242.81
Payment on Lot.....	153.77		
Total Receipts.....	13,397.88		5,242.81
Total	81,608.88		-53,827.97
DISBURSEMENTS			
Bonds & Interest.....	16,000.00		4,562.49
Warrants	82.22		
Total Disbmts.....	16,082.22		4,562.49
BALANCE—End of Period.....	\$65,526.66		-\$58,390.46
Treasurer	\$ 7,136.20		

RECAPITULATIONS

FUND	Balance 12-31-37	Balance 12-31-36	Increase Decrease
General	-\$ 3,119.21	-\$ 6,522.03	\$ 3,402.82
Cemetery—General	20,188.90	19,367.82	821.08
Cemetery—Sinking	5,321.94	5,321.94	
Water—General	25,261.45	18,422.04	6,839.41
Trust & Sinking.....	31,799.34	34,670.45	-2,871.11
Improvement—Prin.	65,526.66	68,211.00	-2,684.34
Improvement—Int.	-58,390.46	-59,070.78	680.32
	\$86,588.62	\$80,400.44	\$ 6,188.18
PROOF			
First Nat'l Bank—O. C. Br.....	\$48,376.97		
U. S. Nat'l Bank—O. C. Br.....	38,046.09		
Recorder—Not Deposited.....	165.56		
Total	\$86,588.62		

CITY OF OREGON CITY, OREGON
BUDGET STATEMENT

Year Ended December 31, 1937

	Budget for 1937	Expenditures Year 1937	Unexpended Balance 12-31-37
A. GENERAL			
Lighting—Streets & Bridges.....	\$ 8,600.00	\$ 7,622.46	\$ 977.54
Printing	350.00	180.25	169.75
Auditing	300.00	270.00	30.00
City Parks.....	750.00	1,019.59	-269.59
Cemetery Assn.....	200.00	200.00	
GAR & Legion.....	150.00	110.00	40.00
Insurance—Employees	1,200.00	1,728.69	-528.69
Emergency	4,000.00	4,134.70	-134.70
Total	15,550.00	15,265.69	284.31
B. POLICE			
Salaries	6,168.00	6,168.00	
Extra Men.....	500.00	1,168.60	-668.60
Auto Expense.....	1,200.00	1,120.75	79.25
Insurance	60.00	76.16	-16.16
Emergency & Supplies.....	300.00	359.39	-59.39
Total	8,228.00	8,892.90	-664.90
C. HEALTH			
Health Officer.....	480.00	480.00	
D. FIRE			
Salaries	6,168.00	6,168.00	
Extra Men.....	800.00	704.30	95.70
Supplies	1,200.00	1,818.25	-618.25
Insurance—Apparatus	305.00	300.75	4.25
Hose	500.00	490.40	9.60
Hydrants	200.00	67.44	132.56
Total	9,173.00	9,549.14	-376.14
E. ROADS & STREETS			
Salaries	1,440.00	1,440.00	
Extra Men.....	3,500.00	3,868.25	-368.25
Supplies	1,500.00	1,775.60	-275.60
Truck Expense.....	2,060.00	1,527.98	532.02
Total	8,500.00	8,611.83	-111.83

CITY OF OREGON CITY, OREGON
BUDGET STATEMENT

Year Ended December 31, 1937

	Budget for 1937	Expenditures Year 1937	Unexpended Balance 12-31-37
G. LIBRARY			
Heat	125.00	158.00	-33.00
Light	100.00	114.16	-14.16
Salaries	2,700.00	2,693.80	6.20
Extra Help.....	50.00	29.50	20.50
Repairs & Improvements.....	75.00	128.43	-53.43
Supplies	175.00	191.45	-16.45
Periodicals	140.00	121.08	18.92
Binding Books.....	160.00	123.90	36.10
Books	625.00	572.43	52.57
Insurance	175.00	232.23	-57.23
Emergency	175.00	133.03	41.97
Total	4,500.00	4,498.01	1.99
H. ELEVATOR			
Salaries	\$ 2,592.00	\$ 2,592.00	
Extra Men.....	324.00	417.90	-93.90
Supplies & Repairs.....	250.00	320.91	-70.91
Power	870.00	822.24	47.76
Emergency	320.00	1.50	318.50
Insurance	70.00	40.44	29.56
Total	4,426.00	4,194.99	231.01
K. ATTORNEY			
Salary	1,080.00	1,080.00	
Court Costs.....	50.00		50.00
Emergency	50.00		50.00
Total	1,180.00	1,080.00	100.00
L. TREASURER			
Salary	468.00	468.00	
M. MANAGER, RECORDER & ENGINEER			
Salary	2,460.00	2,460.00	
N. MUNICIPAL BLDG.			
Janitor	600.00	600.00	
Supplies	75.00	24.83	50.17
Fuel	300.00	298.62	1.38
Lights	250.00	19.39	230.61
Emergency	250.00	66.75	183.25
Insurance	88.00	137.99	-49.99
Total	1,563.00	1,147.58	415.42

CITY OF OREGON CITY, OREGON
BUDGET STATEMENT
Year Ended December 31, 1937

	Budget for 1937	Expenditures Year 1937	Unexpended Balance 12-31-37
O. CITY HALL			
Supplies	75.00	57.68	17.32
Fuel	300.00	127.55	172.45
Lights	250.00	194.93	55.07
Emergency	250.00	16.07	233.93
Insurance	202.00	232.65	-30.65
Total	1,077.00	628.88	448.12
X. PRINCIPAL & INTEREST			
\$65,000 Principal	7,500.00	7,500.00	
\$65,000 Interest	3,250.00	3,250.00	
\$25,000 Principal (CH)	2,000.00	2,000.00	
\$25,000 Interest (CH)	200.00	200.00	
Municipal Bldg. Prin.	3,000.00	3,000.00	
Municipal Bldg. Int.	300.00	300.00	
Delinquent Tax Bonds & Int.	4,000.00		4,000.00
Total	20,250.00	16,250.00	4,000.00
Total Budget	\$77,855.00	\$73,527.02	\$ 4,327.98
SPECIAL ROAD			
Flusher	4,000.00	3,223.48	776.52
Street Maintenance	16,000.00	17,885.16	-1,885.16
Total	\$20,000.00	\$21,108.64	-\$ 1,108.64
KELLY FIELD			
Expense		\$ 158.28	-\$ 158.28

CITY OF OREGON CITY, OREGON
BUDGET STATEMENT
Year Ended December 31, 1937

	Estimate for 1937	Collections Year 1937	Uncollected Balance 12-31-37
REVENUES			
Licenses & Fines	\$ 7,000.00	\$ 5,085.44	-\$ 1,914.56
Road Taxes from County	7,000.00	10,320.98	3,320.98
General Taxes	63,855.00	66,536.90	2,681.90
Total	\$77,855.00	\$81,943.32	\$ 4,088.32
SPECIAL ROAD TAX			
	\$20,000.00	\$16,435.90	-\$ 3,564.10
KELLY FIELD			
		\$ 200.44	\$ 200.44

CITY OF OREGON CITY, OREGON
BUDGET STATEMENT

Year Ended December 31, 1937

	Budget for 1937	Expenditures Year 1937	Unexpended Balance 12-31-37
WATER DEPARTMENT			
Manager	\$ 1,440.00	\$ 1,440.00	\$
Salaries	3,264.00	3,261.38	2.62
Auditor	270.00	270.00	
Labor	4,400.00	4,496.30	-96.30
Supplies	2,600.00	2,649.43	-49.43
Auto Expense.....	100.00	154.90	-54.90
Printing	120.00	52.31	67.69
Lights	15.00	34.89	-19.89
Insurance	125.00	207.47	-82.47
South Fork Board.....	3,500.00	3,520.87	-20.87
Freight & Cartage.....	40.00	66.75	-26.75
Telephone	100.00	117.90	-17.90
General Expense.....	300.00	388.98	-88.98
Total	16,274.00	16,661.18	-387.18

PRINCIPAL & INTEREST

\$375,000 Principal.....	\$15,500.00	\$15,500.00	\$
\$375,000 Interest.....	9,375.00	9,375.00	
Delinquent Tax Bond & Int.....	1,000.00		1,000.00
Total	25,875.00	24,875.00	1,000.00
Total Budget.....	\$42,149.00	\$41,536.18	\$ 612.82

REVENUES

Consumers	\$25,500.00	\$30,203.79	\$ 4,703.79
City Meters	5,500.00	6,157.16	657.16
South Fork Meters.....	1,200.00	1,091.07	-108.93
Taps	25.00	202.50	177.50
South Fork Auto.....	200.00	113.20	-86.80
West Linn Bonds.....	5,000.00	5,000.00	
West Linn Interest.....	850.00	725.00	-125.00
Taxes	3,874.00	4,209.04	335.04
Total	\$42,149.00	\$47,701.76	\$ 5,552.76

CITY OF OREGON CITY, OREGON
SCHEDULE OF INVESTMENTS

December 31, 1937

Fund	Securities	Rate	Amount	Annual Interest	Interest Accrued 12-31-37
CEMETERY..	Refunding Improvement	2¾%	\$13,000.00	\$357.50	\$ 89.37
WATER.....	City of West Linn Water Bonds	5%	\$12,000.00	\$600.00	\$150.00

CITY OF OREGON CITY, OREGON
SCHEDULE OF BONDED INDEBTEDNESS
 December 31, 1937

Kind of Bond	Rate	Term	Date of Issue	Maturity Date	Interest Dates	Original Issue	Payments to 12-31-37	Out-standing 12-31-37	Annual Interest	Interest Accrued to 12-31-37
GENERAL										
City Hall.....	5%	Optional	7-1-20	7-1-40	J & J	\$ 25,000.00	\$ 25,000.00	\$	\$	\$
Municipal Bldg.....	5%	Serial	12-1-24	Serially	J & D	27,000.00	27,000.00			
Refunding	5%	Serial	7-1-33	Serially	J & J	65,000.00	7,500.00	57,500.00	2,875.00	1,437.50
Total General Bonds.....						\$117,000.00	\$ 59,500.00	\$ 57,500.00	\$ 2,875.00	\$1,437.50
WATER										
General	5%	Serial	4-1-15	Serially	A & O	\$375,000.00	\$203,000.00	\$172,000.00	\$ 8,600.00	\$2,150.00
REFUNDING IMPROVEMENT										
Nos. 1-210 Inclu..	2 3/4%	Serial	8-1-35	Serially	F & A	\$105,000.00	\$ 16,500.00	\$ 88,500.00	\$ 2,433.75	\$1,014.01
Nos. 1- 79 Inclu..	3%	Serial	10-1-35	Serially	A & O	39,500.00	15,000.00	24,500.00	735.00	183.75
Nos. 80-172 Inclu..	2 3/4%	Serial	10-1-35	Serially	A & O	46,500.00		46,500.00	1,278.75	319.69
Total Refunding Improvement.....						191,000.00	31,500.00	159,500.00	4,447.50	1,517.35
Total Bonds.....						\$683,000.00	\$294,000.00	\$389,000.00	\$15,922.50	\$5,104.85

